



RECORDS & HISTORY



GREAT DANE PASSING RECORDS

MOST ATTEMPTS

GAME.....43, Dan Di Lella (Sr.) vs. Stony Brook, 11-26-11 (24-43)
40, Joe Savino (Fr.) vs. Brockport, 9-24-94 (20-40)
40, Joe Savino (Sr.) vs. College of New Jersey, 11-9-96 (13-40)
40, Vinny Esposito (So.) vs. Montana, 9-22-07 (20-40)
SEASON.....327, Dan Di Lella (Sr.), 2011 (196-327)
CAREER.....946, Joe Savino, 1994-97 (493-946)

MOST COMPLETED

GAME.....25, Vinny Esposito (Sr.) vs. Bryant, 10-17-09 (25-32)
25, Vinny Esposito (Sr.) vs. Central Conn. State, 10-31-09 (25-39)
SEASON.....196, Dan Di Lella (Sr.), 2011 (196-327)
CAREER.....493, Joe Savino, 1994-97 (493-946)

MOST YARDS GAINED

GAME.....398, Joe Savino (Sr.) vs. So. Conn. State, 11-15-97
SEASON.....2,548, Dan Di Lella (Sr.), 2011
CAREER.....7,015, Joe Savino, 1994-97

MOST TOUCHDOWN PASSES

GAME.....5, Dan Di Lella (Sr.) vs. Central Connecticut State, 10-22-11
4, Brad Aldrich (Sr.) vs. Hampden-Sydney, 11-19-77
4, Joe Savino (Fr.) vs. Norwich, 10-22-94
4, Joe Savino (Sr.) vs. Union, 11-8-97;
4, Dan Di Lella (Sr.) vs. Sacred Heart, 11-19-11
SEASON.....25, Dan Di Lella (Sr.), 2011
CAREER.....56, Joe Savino, 1994-97

MOST INTERCEPTIONS THROWN

GAME.....4, Joe Savino (Sr.) vs. Central Connecticut, 9-6-97
4, Vinny Esposito (Sr.) vs. Maine, 9-19-09
SEASON.....14, Joe Savino (So.), 1995 (244 attempted)
CAREER.....37, Joe Savino, 1994-97 (946 attempted)



CAREER YARDS

Player	PA	PC	INT	PCT	YDS	TD
1. Joe Savino (1994-97)	946	493	37	.521	7,015	56
2. Vinny Esposito (2006-09)	837	482	29	.576	5,692	38
3. Ryan Roeder (1999-02)	495	291	16	.588	3,564	24
4. Dan Di Lella (2008-11)	498	284	15	.570	3,275	29
5. Pat Ryder (1986-89)	514	233	24	.453	3,153	25
6. Jaan Laap (1990-93)	394	202	16	.513	2,942	19
7. Eric Williams (1995-99)	310	164	9	.529	2,518	24
8. Will Fiacchi (2012-)	309	188	5	.605	2,156	11
9. Mike Milano (1983-85)	320	141	15	.441	2,156	25
10. Michael Oliva (1996-99)	178	109	7	.612	1,758	23
11. Tom Pratt (1979-82)	221	102	15	.462	1,396	13
12. D. Bocanegra (2005-08)	268	140	10	.522	1,377	8
13. Brad Aldrich (1976-78)	301	82	17	.272	1,235	8
14. John Bertuzzi (1973-75)	122	43	17	.352	1,102	13
15. Jeff Russell (1984-86)	188	79	17	.420	1,031	7

SINGLE SEASON YARDS

Player	YEAR	PA	PC	INT	PCT	YDS	TD
1. Dan Di Lella	2011	327	196	10	.599	2,548	25
2. Joe Savino	1997	256	150	11	.586	2,377	22
3. Will Fiacchi	2012	309	188	5	.608	2,156	11
4. Vinny Esposito	2009	283	161	13	.569	1,948	13
5. Vinny Esposito	2008	277	167	10	.603	1,934	13
6. Vinny Esposito	2007	277	154	6	.556	1,810	12
7. Joe Savino	1994	222	114	5	.514	1,742	12
8. Joe Savino	1996	224	114	7	.509	1,494	11
9. Joe Savino	1995	244	115	14	.471	1,402	11
10. Ryan Roeder	2002	213	131	5	.615	1,366	8
11. Eric Williams	1998	167	87	4	.521	1,339	14
12. Jaan Laap	1992	130	78	2	.600	1,196	12
13. Ryan Roeder	2000	147	87	7	.592	1,132	9
14. Michael Oliva	1999	105	64	3	.610	1,073	13
15. Mike Milano	1983	146	67	9	.459	1,059	9

SINGLE GAME YARDS

Player	YDS	PA	PC
1. Joe Savino vs. So. Conn. St., 11-15-97	398	36	19
2. Joe Savino vs. American Int'l, 11-22-97	314	31	20
3. Dan Di Lella vs. Monmouth, 11-12-11	306	26	16
4. Ryan Roeder vs. Drake, 10-12-02	292	26	17
5. Mike Milano vs. Alfred, 10-29-83	290	29	15
6. Joe Savino vs. Pace, 11-2-96	286	39	23
7. Dan Di Lella vs. Central Conn., 10-22-11	283	22	14
8. V. Esposito vs. New Hampshire, 9-20-08	283	31	21
9. Vinny Esposito vs. Byrant, 10-17-09	280	32	25
10. Dan Di Lella vs. Robert Morris, 10-15-11	279	30	20
11. Ryan Roeder vs. Robert Morris, 11-11-00	279	22	13
12. Vinny Esposito vs. Montana, 9-22-07	273	40	20
13. Joe Savino vs. St. Lawrence, 9-17-94	272	17	10
14. Joe Savino vs. Gannon, 10-26-96	266	23	18
15. V. Esposito vs. Central Conn., 10-31-09	266	39	25
16. Eric Williams vs. So. Conn. St., 11-14-98	265	23	12
17. Will Fiacchi vs. Bryant, 10-6-12	262	23	34
18. Joe Savino vs. Stony Brook, 11-18-95	257	39	24
19. V. Esposito vs. Central Conn., 10-11-08	254	26	17
20. Joe Savino vs. Union, 11-8-97	250	23	16

MOST YARDS THROWN IN TWO & THREE CONSECUTIVE GAMES

2-GAME.....712, Joe Savino (Sr.), 1997 (398 vs. Southern Conn. State, Nov. 15; 314 vs. American International, Nov. 22)
3-GAME.....962, Joe Savino (Sr.), 1997 (250 vs. Union, Nov. 8; 398 vs. Southern Conn. State, Nov. 15; 314 vs. American International, Nov. 22)

GREAT DANE RUSHING RECORDS

MOST RUSHES

GAME..39, David McCarty (Jr.) vs. New Hampshire, 9-20-08 (130 yds)
38, David McCarty (Sr.) vs. Bryant, 10-17-09 (118 yds)
36, Tom DeBlois (Jr.) vs. Springfield, 11-15-75 (286 yds)
36, Gary Jones (Jr.) vs. Duquesne, 11-23-02 (194 yds)
SEASON.....357, David McCarty (Jr.), 2008 (1,852 yds)
CAREER.....798, David McCarty, 2006-09 (4,287 yds)

MOST NET YARDS

GAME.....286, Tom DeBlois (Jr.) vs. Springfield, 11-15-75 (36 rushes)
SEASON.....1,852, David McCarty (Jr.), 2008 (357 rushes)
CAREER.....4,287, David McCarty, 2006-09 (798 rushes)

MOST YARDS GAINED

GAME.....398, Joe Savino (Sr.) vs. So. Conn. State, 11-15-97
SEASON.....2,548, Dan Di Lella (Sr.), 2011
CAREER.....7,015, Joe Savino, 1994-97

HIGHEST AVERAGE PER RUSH

SEASON (min. 125 rushes) 7.47, Tom DeBlois (So.), 1974 (135 for 1,009)
 (min. 175 rushes).....7.22, Gary Jones (Sr.), 2003 (211 for 1,524)
CAREER (min. 200 rushes).....6.50, Ben Alston, 1990-92 (206 for 1,339)
 (min. 400 rushes).....6.86, Gary Jones, 2002-03 (442 for 3,033)

MOST 100-YARD RUSHING GAMES

CAREER.....24, David McCarty, 2006-09
SEASON.....11, David McCarty (Jr.), 2008

LONGEST RUSH FOR A TOUCHDOWN

GAME.....99 - Sam Haliston (So.) vs. Norwich, 10-22-77
94 - Orin Griffin (Jr.) vs. Brockport, 9-27-75

CAREER YARDS

Player	Carries	Yards	Avg.	TD
1. David McCarty (2006-09)	798	4,287	5.4	35
2. Drew Smith (2009-12)	615	3,278	5.2	40
3. Gary Jones (2002-03)	442	3,033	6.9	40
4. Greg Garrett (1996-99)	634	2,958	4.7	28
5. Tom DeBlois (1973-76)	439	2,680	6.2	26
6. Peter Pedro (1986-89)	480	2,612	5.4	22
7. Brian Manigault (1998-01)	433	2,251	5.2	24
8. Pat Ryder (1986-89)	639	2,245	3.5	30
9. Dave Soldini (1981-85)	411	2,075	5.0	8
10. Glenn Sowalskie (1973-77)	308	1,973	6.4	19
11. Chuck Priore (1979-81)	349	1,881	5.4	13
12. Orin Griffin (1973-76)	288	1,812	6.3	16
13. Mike Mirabella (1975-78)	329	1,728	5.3	15
14. Levi Louis (1978-80)	333	1,690	5.1	14
15. Mike Imperato (1990-92)	283	1,609	5.7	12

SINGLE SEASON YARDS

Player	Year	Carries	Yards	Avg.	TD
1. David McCarty	2008	357	1,852	5.2	13
2. Gary Jones	2003	211	1,524	7.2	18
3. Gary Jones	2002	231	1,509	6.5	22
4. David McCarty	2007	219	1,503	6.9	13
5. Drew Smith	2011	194	1,092	5.6	10
6. Nicholas Bazan	2004	194	1,043	5.4	12
7. Brian Manigault	2000	187	1,041	5.6	15
8. Dave Soldini	1984	173	1,022	6.0	2
9. Tom DeBlois	1975	135	1,009	7.5	8
10. Drew Smith	2012	195	1,001	5.1	18
11. Brian Manigault	2001	184	946	5.1	7
12. Sam Haliston	1977	135	940	7.0	9
13. David McCarty	2009	221	934	4.2	9
14. Mike Mirabella	1978	148	933	6.3	8
15. Greg Garrett	1997	180	900	5.0	11

MOST RUSHING TOUCHDOWNS

GAME.....5, Tom DeBlois (Jr.) vs. Springfield, 11-15-75
SEASON.....22, Gary Jones (Jr.), 2002
SEASON BY A QUARTERBACK.....12, Nicholas Bazan (Sr.), 2004
CAREER.....40, Drew Smith, 2009-12
40, Gary Jones, 2002-03



GREAT DANE RUSHING RECORDS



SINGLE GAME YARDS				
Player	YDS	TC	Player	YDS TC
1. Tom DeBlois vs. Springfield, 11-15-75	286	36	11. Dave Duprey vs. Plattsburgh, 11-8-75	212 ---
2. David McCarty vs. Jacksonville, 12-6-08	271	33	12. Gary Jones vs. Wagner, 11-1-03	211 16
3. David McCarty vs. Central Conn., 11-17-07	247	19	13. Dave Soldini vs. Norwich, 10-20-84	209 27
4. Gary Jones vs. Stony Brook, 10-25-03	242	27	14. David McCarty vs. Monmouth, 11-1-08	208 31
5. Orin Griffin vs. Brockport, 9-27-75	235	11	15. David McCarty vs. Sacred Heart, 10-18-08	207 32
6. David McCarty vs. Duquesne, 10-4-08	230	37	16. Mike Mirabella vs. Brockport, 9-30-78	206 25
7. Nicholas Bazan vs. Stony Brook, 10-23-04	230	28	17. Levi Louis vs. Cortland, 10-28-78	203 27
8. Glenn Sowalskie vs. Hampden-Sydney, 11-19-77	230	28	18. Gary Jones vs. Sacred Heart, 9-21-02	199 14
9. Nicholas Bazan vs. Wagner, 10-30-04	222	26	19. Gary Jones vs. Robert Morris, 11-8-03	195 28
10. Tom DeBlois vs. Brockport, 10-26-74	213	15	20. Gary Jones vs. Duquesne, 11-23-02	194 36

MOST YARDS RUSHED IN TWO & THREE CONSECUTIVE GAMES	
2-GAME	453, Gary Jones (Sr.), 2003 (242 vs. Stony Brook, Oct. 25; 211 vs. Wagner, Nov. 1)
.....	452, Nicholas Bazan (Sr.), 2004 (230 vs. Stony Brook, Oct. 23; 222 vs. Wagner, Oct. 30)
.....	414, David McCarty (So.), 2007 (167 vs. Monmouth, Nov. 10; 247 vs. Central Conn., Nov. 17)
.....	375, David McCarty (Sr.), 2008 (104 vs. Wagner, Nov. 15; 271 vs. Jacksonville, Dec. 6)
.....	366, Tom DeBlois (So.), 1974 (153 vs. Nichols, Oct. 19; 213 vs. Brockport, Oct. 26)
3-GAME	648, Gary Jones (Sr.), 2003 (242 vs. Stony Brook, Oct. 25; 211 vs. Wagner, Nov. 1; 195 vs. Robert Morris, Nov. 8)
.....	581, David McCarty (So.), 2007 (167 vs. Robert Morris, Nov. 3; 167 vs. Monmouth, Nov. 10; 247 vs. Central Conn., Nov. 17)
.....	543, Nicholas Bazan (Sr.), 2004 (91 vs. Monmouth, Oct. 16; 230 vs. Stony Brook, Oct. 23; 222 vs. Wagner, Oct. 30)
.....	538, David McCarty (Sr.), 2008 (230 vs. Duquesne, Oct. 4; 101 vs. Central Conn., Oct. 11; 207 vs. Sacred Heart, Oct. 18)
.....	537, David McCarty (Sr.), 2008 (207 vs. Sacred Heart, Oct. 18; 122 vs. St. Francis, Pa., Oct. 25; 208 vs. Monmouth, Nov. 1)
.....	504, Tom DeBlois (So.), 1974 (138 vs. Massachusetts Maritime, Oct. 11; 153 vs. Nichols, Oct. 19; 213 vs. Brockport, Oct. 26)



GREAT DANE RECEIVING RECORDS

MOST RECEPTIONS	
GAME	13, Andy Shein (Sr.) vs. Brockport, 9-24-94 (146 yards)
.....	12, Ryan Kirchner (Sr.) vs. Stony Brook, 11-16-11 (143 yards)
SEASON	67, Tim Bush (Sr.), 2008 (794 yards)
CAREER	172, Ryan Kirchner, 2009-12 (1,883 yards)

MOST YARDS GAINED	
GAME	251, Chris Phillis (Sr.) vs. Robert Morris, 11-11-00 (6 catches)
SEASON	1,070, Dan Gmelin (Sr.), 1997 (57 catches)
CAREER	2,243, Dan Gmelin, 1994-97 (136 catches)

MOST TOUCHDOWN RECEPTIONS	
GAME	3, Ed Sellers (Sr.) vs. Hampden-Sydney, 11-19-77
.....	3, Andy Shein (Sr.) vs. Norwich, 10-22-94
.....	3, Seth Thomas (Sr.) vs. King's, Pa., 11-16-96
.....	3, Ryan Kirchner (Sr.) vs. Sacred Heart, 11-19-11
.....	3, Cole King (So.) vs. Robert Morris, 9-8-12
SEASON	10, Dan Gmelin (Sr.), 1997
.....	10, Ryan Kirchner (Sr.), 2011
CAREER	20, Chris Phillis, 1999-01

HIGHEST AVERAGE GAIN PER CATCH	
SEASON (min. 20 catches).....	21.4, Scott Lusher (So.), 1977 (22 for 470)
(min. 30 catches).....	19.2, Chris Phillis (So.), 1999 (33 for 635)
(min. 40 catches).....	18.8, Dan Gmelin (Sr.), 1997 (57 for 1,070)
CAREER (min. 30 catches).....	22.9, Bob Baxter, 1973-75
(min. 50 catches).....	18.9, Larry Marin, 1990-93 (65 for 1,226)
(min. 90 catches).....	16.9, Chris Phillis, 1999-01 (124 for 2,100)

MOST 200-YARD RECEIVING GAMES	
CAREER	1, Dan Gmelin, 1994-97
.....	1, Chris Phillis, 1999-01

MOST 100-YARD RECEIVING GAMES	
CAREER	7, Dan Gmelin, 1994-97
.....	7, Chris Phillis, 1999-01
.....	6, Tim Bush, 2007-09
.....	5, Andy Shein, 1991-94
.....	4, Cole King, 2011-12
.....	3, Glenn Carlin, 1985-87
.....	3, Jay McFarlane, 1999-01
.....	3, Michael Ettz, 1996-99
.....	3, Ryan Kirchner, 2009-12
SEASON	5, Andy Shein, 1994
.....	4, Dan Gmelin, 1997
.....	4, Tim Bush, 2009
.....	3, Dan Gmelin, 1996
.....	3, Chris Phillis, 2000
.....	3, Jay McFarlane, 2001
.....	3, Chris Phillis, 2001
.....	3, Cole King, 2012

MOST YARDS THROWN IN TWO & THREE CONSECUTIVE GAMES	
2-Game:.....	399, Chris Phillis (Sr.), 2000 (251 vs. Robert Morris, Nov. 11; 148 vs. Hofstra, Nov. 18)
3-Game:.....	469, Chris Phillis (Sr.), 2000 (70 vs. Monmouth, Nov. 4; 251 vs. Robert Morris, Nov. 11; 148 vs. Hofstra, Nov. 18)

CAREER RECEPTIONS				
Player	No.	Yards	Avg.	TD
1. Ryan Kirchner (2009-12)	172	1,883	10.9	14
2. Tim Bush (2007-09)	147	1,880	12.8	7
3. Dan Gmelin (1994-97)	136	2,243	16.5	17
4. Chris Phillis (1999-01)	124	2,100	16.9	20
5. Irani DeAraujo (2004-07)	95	915	9.6	1
6. Seth Thomas (1994-97)	94	1,207	12.8	13
7. Andy Shein (1991-94)	93	1,537	16.5	12
8. Michael Ettz (1996-99)	92	1,249	13.6	5
9. Glenn Carlin (1985-87)	86	1,392	16.2	12
10. John Donnelly (1983-85)	78	1,269	16.3	13
11. Andrew Smith (2009-12)	73	767	10.5	5
12. Bob Thorne (1994-96)	72	1,086	15.1	8
13. Bob Brien (1981-83)	67	1,061	15.8	13
14. Jay McFarlane (1999-01)	66	942	14.3	4
15. Larry Marin (1990-93)	65	1,226	18.9	8

SINGLE SEASON RECEPTIONS					
Player	Year	No.	Yards	Avg.	TD
1. Tim Bush	2008	67	794	11.9	5
2. Tim Bush	2009	63	861	13.7	3
3. Dan Gmelin	1997	57	1,070	18.8	10
4. Ryan Kirchner	2011	56	615	11.9	10
5. Andy Shein	1994	53	976	18.4	9
6. Ryan Kirchner	2012	50	578	11.6	3
7. Ryan Kirchner	2010	50	504	10.1	1
8. Chris Phillis	2000	49	856	17.5	8
9. Glenn Carlin	1987	47	755	16.1	7
10. Dan Gmelin	1996	46	720	15.7	3
11. Chris Phillis	2001	42	609	14.5	6
12. Seth Thomas	1997	39	656	16.8	6
13. Matt Crudo	2002	37	478	12.9	5
14. Cole King	2012	35	573	16.4	5
15. Irani DeAraujo	2005	34	368	10.8	0

SINGLE GAME YARDS		
Player	YDS	REC
1. Chris Phillis vs. Robert Morris, 11-11-00	251	6
2. Dan Gmelin vs. Southern Conn. State, 11-15-97	215	11
3. Andy Shein vs. William Paterson, 11-11-94	188	8
4. Dan Gmelin vs. Pace, 11-2-96	181	11
5. Chris Phillis vs. Wagner, 9-22-01	163	9
6. Dan Gmelin vs. American Int'l, 11-22-97	160	9
7. Chris Phillis vs. Hofstra, 11-18-00	148	10
8. Andy Shein vs. Brockport, 9-24-94	146	13
9. Chris Phillis vs. Stony Brook, 9-29-01	145	8
10. Ryan Kirchner vs. Stony Brook, 11-26-11	143	12
11. Bob Brien vs. Alfred, 10-29-83	143	6
12. Tim Bush vs. Wagner, 11-15-08	141	10
13. Andy Shein vs. St. Lawrence, 9-17-94	141	5
14. Andy Shein vs. Norwich, 10-22-94	139	6
15. Dan Gmelin vs. Merrimack, 10-4-97	135	5
16. Tim Bush vs. Bryant, 10-17-09	135	10
17. Andy Shein vs. Alfred, 10-1-94	134	4
18. Dan Gmelin vs. Gannon, 10-26-96	130	9
19. Bob Thorne vs. King's, Pa., 11-11-95	130	4
20. Jay McFarlane vs. Robert Morris, 11-10-01	129	7

GREAT DANE ALL-PURPOSE YARDS RECORDS

MOST ALL-PURPOSE YARDS GAINED


GAME.....286, David McCarty (Jr.) vs. Jacksonville, 12-6-08 (271 rushing, 15 receiving, 0 punt/kickoff returns)
286, Tom DeBlois (Jr.) vs. Springfield, 11-15-75 (286 rushing, 0 receiving, 0 punt/kickoff returns)
282, Gary Jones (Jr.) vs. Drake, 10-12-02 (191 rushing, 91 receiving, 0 punt/kickoff returns)
279, Gary Jones (Sr.) vs. Stony Brook, 10-25-03 (242 rushing, 37 receiving, 0 punt/kickoff returns)
273, Dan Gmelin (Sr.) vs. Southern Conn. State, 11-15-97 (1 rushing, 215 receiving, 5 punt returns, 52 kickoff returns)
SEASON.....2,208, David McCarty (Jr.), 2008 (1,852 rushing, 356 receiving, 0 punt returns, 0 kickoff returns)
CAREER.....4,976, David McCarty, 2006-09 (4,287 rushing, 624 receiving, 44 punt returns, 21 kickoff returns)

CAREER ALL-PURPOSE YARDS

Player	Rush.	Rec.	PR	KOR	Total
1. David McCarty (2006-09)	4,287	624	44	21	4,976
2. Drew Smith (2009-12)	3,196	767	0	758	4,721
3. Gary Jones (2002-03)	3,033	227	0	379	3,639
4. Greg Garrett (1996-99)	2,958	403	0	201	3,562
5. Dan Gmelin (1994-97)	43	2,243	567	332	3,185
6. Ben Alston (1990-92)	1,339	47	0	1,603	2,989
7. Justin Gannon (2006-09)	1,067	314	379	1,099	2,859
8. Dustin Wilson (2000-04)	1,348	53	28	1,388	2,817
9. Chris Phillis (1999-01)	99	2,100	477	97	2,773
10. Larry Marin (1990-93)	135	1,226	691	672	2,724
11. Tom DeBlois (1973-76)	2,680	0	0	0	2,680
12. Peter Pedro (1986-89)	2,612	6	0	0	2,618
13. Ryan Kirchner (2009-12)	0	1,883	552	0	2,435
14. Brian Manigault (1998-01)	2,251	141	0	30	2,422
15. Dave Soldini (1981-85)	2,075	155	0	113	2,343
16. Glenn Sowalskie (1973-76)	1,973	81	0	264	2,318
17. Rogelio Mitchell (1983-86)	1,342	274	0	694	2,310
18. Orin Griffin (1973-76)	1,812	103	44	336	2,295
19. Pat Ryder (1986-89)	2,245	0	0	0	2,245
20. Mike Mirabella (1975-78)	1,727	28	0	326	2,081
21. John Dunham (1981-83)	843	332	255	646	2,076
22. Chuck Priore (1979-81)	1,881	113	0	48	2,042
23. Andy Shein (1991-94)	20	1,537	308	168	2,033

SINGLE SEASON ALL-PURPOSE YARDS

Player	Year	Rush.	Rec.	PR	KOR	Total
1. David McCarty	2008	1,852	356	0	0	2,208
2. Gary Jones	2002	1,509	163	0	277	1,949
3. Dan Gmelin	1997	42	1,070	368	225	1,705
4. Gary Jones	2003	1,524	64	0	102	1,690
5. David McCarty	2007	1,503	131	0	177	1,634
6. Andrew Smith	2011	1,092	322	0	103	1,517
7. Andy Shein	1994	21	976	285	159	1,441
8. Otis Bellamy	1994	719	107	0	512	1,338
9. Drew Smith	2012	1,001	227	0	52	1,280
10. Brian Manigault	2000	1,041	92	0	0	1,133
11. Justin Gannon	2009	471	192	263	184	1,110
12. Dave Soldini	1984	1,022	60	0	0	1,082
13. Dustin Wilson	2004	696	20	11	351	1,078
14. Ben Alston	1991	564	0	0	508	1,072
15. Larry Marin	1993	-5	542	268	249	1,054
16. Nicholas Bazan	2004	1,043	0	0	0	1,043
17. Chris Phillis	2000	76	856	60	47	1,039
18. Dan Gmelin	1996	6	720	199	107	1,032
19. Rogelio Mitchell	1986	635	147	0	230	1,012
20. Tom DeBlois	1974	1,009	0	0	0	1,009
21. David McCarty	2009	934	63	0	0	997
22. Sam Halliston	1977	940	57	0	0	997
23. Ben Alston	1990	147	23	0	825	995
24. Andrew Smith	2010	724	119	0	150	993
25. Brian Manigault	2001	946	47	0	0	993
26. Glenn Sowalskie	1977	866	13	0	98	977
27. Justin Gannon	2008	200	0	116	657	973
28. Mike Mirabella	1978	933	28	0	0	961
29. Dillon Romain	2010	547	31	0	376	954
30. Greg Garrett	1997	900	45	0	0	945
31. John Dunham	1982	334	227	150	224	935
32. Andrew Smith	2009	379	99	0	453	931
33. Ben Alston	1992	628	24	0	270	922
34. Chris Phillis	1999	23	635	204	40	902
35. Kevin Chillis	2012	383	220	-5	303	901
36. Greg Garrett	1998	637	114	0	148	899



GREAT DANE TOTAL OFFENSE RECORDS

MOST TOTAL OFFENSIVE YARDS GAINED

GAME.....404, Joe Savino (Sr.) vs. Southern Conn. State, 11-15-97 (6 rushing, 398 passing)
SEASON.....2,859, Dan Di Lella (Sr.), 2011 (311 rushing, 2,548 passing)
CAREER.....7,660, Joe Savino, 1994-97 (645 rushing, 7,015 passing)

CAREER TOTAL OFFENSIVE YARDS

Player	Plays	Rush	Pass	Yards
1. Joe Savino (1994-97)	1,325	645	7,015	7,660
2. Vinny Esposito (2006-09)	1,086	247	5,692	5,939
3. Pat Ryder (1986-89)	1,153	2,245	3,153	5,398
4. David McCarty (2006-09)	798	4,287	0	4,287
5. Ryan Roeder (1999-02)	738	475	3,564	4,039
6. Jaan Laap (1990-93)	724	662	2,942	3,604
7. Dan Di Lella (2008-11)	597	297	3,275	3,572
8. Drew Smith (2009-12)	625	3,196	193	3,389
9. Gary Jones (2002-03)	442	3,033	0	3,033
10. Eric Williams (1995-99)	453	333	2,518	2,851
11. Tom DeBlois (1973-76)	439	2,680	0	2,680
12. Mike Milano (1983-85)	603	486	2,156	2,642
13. Peter Pedro (1986-89)	480	2,612	0	2,612
14. Will Fiacchi (2012-)	359	15	2,156	2,171
15. Dave Soldini (1981-85)	411	2,075	0	2,075
16. Glenn Sowalskie (1973-77)	311	1,973	42	2,015
17. Michael Oliva (1996-99)	297	256	1,758	2,014
18. Chuck Priore (1979-81)	351	1,881	15	1,896
19. Nicholas Bazan (2001-04)	374	1,149	689	1,838
20. Brad Aldrich (1976-78)	478	594	1,235	1,829
21. Orin Griffin (1973-76)	288	1,812	0	1,812

SINGLE SEASON TOTAL OFFENSIVE YARDS

Player	Year	Plays	Rush	Pass	Yards
1. Dan Di Lella	2011	401	311	2,548	2,859
2. Joe Savino	1997	352	375	2,377	2,752
3. Will Fiacchi	2012	359	15	2,156	2,171
4. Vinny Esposito	2008	351	148	1,934	2,082
5. Vinny Esposito	2007	394	136	1,810	1,946
6. Vinny Esposito	2009	341	-37	1,948	1,911
7. David McCarty	2008	357	1,852	0	1,852
8. Joe Savino	1994	333	59	1,742	1,801
9. Nicholas Bazan	2004	356	1,043	689	1,732
10. Joe Savino	1996	314	194	1,494	1,688
11. Ryan Roeder	2002	310	259	1,366	1,625
12. Pat Ryder	1987	301	717	896	1,613
13. Gary Jones	2003	211	1,524	0	1,524
14. Gary Jones	2002	231	1,509	0	1,509
15. Pat Ryder	1988	361	452	1,054	1,506
16. David McCarty	2007	219	1,503	0	1,503
17. Jaan Laap	1992	229	242	1,196	1,438
18. Joe Savino	1995	326	17	1,402	1,419
19. Eric Williams	1998	243	47	1,339	1,386
20. Pat Ryder	1989	283	685	637	1,322
21. Ryan Roeder	2000	225	181	1,132	1,313
22. Michael Oliva	1999	170	198	1,073	1,271
23. Mike Milano	1983	269	185	1,059	1,244
24. Mike Milano	1985	286	271	971	1,242
25. Drew Smith	2011	198	1,092	103	1,195
26. Jaan Laap	1993	232	157	982	1,139
27. Eric Williams	1999	151	199	922	1,121
28. D. Bocanegra	2006	258	165	932	1,097
29. Ryan Roeder	2001	181	42	1,019	1,061
30. Brian Manigault	2000	187	1,041	0	1,041
31. Dave Soldini	1984	173	1,022	0	1,022
32. Tom DeBlois	1974	135	1,009	0	1,009
33. Drew Smith	2012	196	1,001	0	1,001
34. Brad Aldrich	1977	230	183	785	968



GREAT DANE SCORING RECORDS

MOST POINTS SCORED

GAME..... 30, Tom DeBlois (Jr.) vs. Springfield, 11-15-75
SEASON..... 138, Gary Jones (Jr.), 2002
CAREER..... 270, Drew Smith, 2009-12

CAREER POINTS SCORED

Player	TD	1XP	2XP	FG	PTS
1. Drew Smith (2009-12)	45	0	0	0	270
2. Gary Jones (2002-03)	42	0	0	0	252
3. Herb Glass (2008-11)	0	137	0	37	248
4. David McCarty (2006-09)	41	0	0	0	246
5. Greg Garrett (1996-99)	33	0	3	0	204
6. Pat Ryder (1986-89)	30	0	3	0	186
7. Bryan Bagstad (1999-01)	0	101	0	22	167
8. Omar Johnson (2004-07)	26	0	0	0	156
9. Tom DeBlois (1973-76)	26	0	0	0	156
10. Deron Regev (1995-98)	0	101	0	18	155
11. Brian Manigault (1998-01)	25	0	1	0	152
12. Jason Fralicker (2006-07)	0	62	0	28	146
13. Tony Chechile (1986-89)	0	85	0	20	145
14. Peter Pedro (1986-89)	22	0	0	0	132
15. Chris Phillis (1999-01)	21	0	0	0	126
16. Ben Kelcey (1997-00)	20	0	0	0	120
17. Dan Gmelin (1994-97)	20	0	0	0	120
18. Vinny Esposito (2006-09)	19	0	1	0	116
19. Glenn Sowalskie (1973-77)	19	0	1	0	116
20. Joe Savino (1994-97)	18	0	0	0	108
21. Stan Zylinski (2000-03)	0	76	0	9	103
22. Jaan Laap (1990-93)	16	0	1	0	98
23. Orin Griffin (1973-76)	16	0	0	0	96
24. Scott Reagan (1983-85)	6	20	1	12	94
25. Mike Mirabella (1975-78)	15	0	0	0	90
26. Levi Louis (1978-80)	14	0	2	0	88
27. Sean Kenny (2009-12)	0	52	0	12	88

MOST TOUCHDOWNS SCORED

GAME..... 5, Tom DeBlois (Jr.) vs. Springfield, 11-15-75
SEASON..... 23, Gary Jones (Jr.), 2002
CAREER..... 45, Drew Smith, 2009-12

SINGLE SEASON POINTS SCORED

Player	Year	TD	1XP	2XP	FG	PTS
1. Gary Jones	2002	23	0	0	0	138
2. Drew Smith	2012	19	0	0	0	114
Gary Jones	2003	19	0	0	0	114
4. David McCarty	2008	17	0	0	0	102
5. Brian Manigault	2000	15	0	0	0	90
6. Herb Glass	2011	0	51	0	11	84
David McCarty	2007	14	0	0	0	84
8. Jason Fralicker	2007	0	37	0	15	82
9. Sean Kenny	2012	0	46	0	11	79
10. Nicholas Bazan	2004	12	0	0	0	72
Dan Gmelin	1997	12	0	0	0	72
12. Greg Garrett	1997	11	0	2	0	70
Scott Reagan	1985	2	20	1	12	70
14. Drew Smith	2011	11	0	0	0	66
Greg Garrett	1999	11	0	0	0	66
16. Jason Fralicker	2006	0	25	0	13	64
17. Herb Glass	2009	0	25	0	12	61
18. Ryan Kirchner	2011	10	0	0	0	60
Vinny Esposito	2008	10	0	0	0	60
Omar Johnson	2005	10	0	0	0	60
Joe Savino	1997	10	0	0	0	60
Andy Shein	1994	10	0	0	0	60
John Dunham	1982	10	0	0	0	60
Tom DeBlois	1975	10	0	0	0	60
25. Bryan Bagstad	2000	0	40	0	6	58
Stan Zylinski	2002	0	40	0	6	58
27. Pat Ryder	1989	9	0	1	0	56
28. Bryan Bagstad	1999	0	34	0	7	55
29. David McCarty	2009	9	0	0	0	54
Bryan Bagstad	2001	0	27	0	9	54
Chris Phillis	2000	9	0	0	0	54
John Donnelly	1985	9	0	0	0	54
Sam Haliston	1977	9	0	0	0	54
Glenn Sowalskie	1974	9	0	0	0	54
35. Deron Regev	1998	0	32	0	7	53
Deron Regev	1997	0	38	0	5	53
Al Martin	1974	0	44	0	3	53
38. Herb Glass	2010	0	28	0	8	52
Steve Checksfield	1998	7	4	0	2	52
Larry Leibowitz	1977	0	25	0	9	52
41. Herb Glass	2008	0	33	0	6	51
42. Brian Manigault	2001	8	0	1	0	50
Pat Ryder	1988	8	0	1	0	50
Levi Louis	1978	8	0	1	0	50

MOST EXTRA POINTS SCORED BY KICKING

GAME..... 9, Al Martin (Jr.) vs. Massachusetts Maritime, 10-11-74 (9-11)
 9, Herb Glass (Sr.) vs. Central Connecticut State, 10-22-11 (9-9)
 9, Sean Kenny (Sr.) vs. Central Connecticut State, 11-17-12 (9-9)
SEASON..... 51, Herb Glass (Sr.), 2011 (51-51)
CAREER..... 137, Herb Glass, 2008-11 (137-143)

GREAT DANE PUNTING & KICKING RECORDS

MOST PUNTS

GAME..... 12, Ed Sellers (Jr.) vs. St. Lawrence, 9-10-77 (325 yards)
 12, Andy Shein (Jr.) vs. Salisbury State, 10-30-93 (371 yards)
SEASON..... 65, Dave Hardy (Jr.), 1981 (2,089 yards)
 64, Chris Lynch (Jr.), 2007 (2,590 yards)
CAREER..... 233, Dave Hardy, 1979-82 (7,733 yards)
CAREER (YARDS)..... 8,689, Chris Lynch, 2004-08 (227 punts)

HIGHEST AVERAGE PUNT

SEASON..... 42.6, Paul Layton (So.), 2011 (51 for 2,174)
CAREER..... 41.0, Paul Layton, 2010-12 (159 for 6,519)
 38.3, Chris Lynch, 2004-08 (227 for 8,689)

LONGEST PUNT

82 yards..... Paul Layton (Jr.), 2012 vs. Wagner 11-3-12
80 yards..... Mike Marrin (So.) vs. Hofstra, 9-21-74

MOST PUNT RETURNS

SEASON..... 33, Don Bowen (Sr.), 1980 (250 yards)
 32, Daniel Bocanegra (Jr.), 2007 (229 yards)
CAREER..... 73, Larry Marin, 1990-93 (691 yards)

MOST YARDS ON PUNT RETURNS

SEASON..... 368, Dan Gmelin (Sr.), 1997 (24 returns)
CAREER..... 691, Larry Marin, 1990-93 (73 returns)

HIGHEST AVERAGE GAIN PER PUNT RETURN

SEASON (min. 15)..... 15.33, Dan Gmelin (Sr.), 1997 (24 for 368)
 15.31, Dan Gmelin (Jr.), 1996 (13 for 199)
CAREER (min. 25)..... 9.5, Larry Marin, 1990-93 (73 for 691)

LONGEST PUNT RETURN FOR A TOUCHDOWN

84 yards..... Ray Gay (Sr.) vs. Plattsburgh, 11-5-77
80 yards..... Ryan Kirchner (So.) vs. Wagner, 11-13-10

MOST FIELD GOALS MADE

GAME..... 3, Scott Reagan vs. Cortland, 10-19-85 (3-3)
 3, Jason Fralicker vs. Lehigh, 9-2-06 (3-3)
 3, Jason Fralicker vs. Robert Morris, 11-4-06 (3-3)
 3, Jason Fralicker vs. Colgate, 9-1-07 (3-5)
 3, Jason Fralicker vs. Fordham, 9-8-07 (3-4)
 3, Herb Glass vs. Sacred Heart, 9-26-09 (3-5)
 3, Sean Kenny vs. Maine, 9-22-12 (3-3)
SEASON..... 15, Jason Fralicker (Sr.), 2007 (23 attempted)
CAREER..... 37, Herb Glass, 2008-11 (71 attempted)

MOST FIELD GOALS ATTEMPTED

GAME..... 5, Jason Fralicker vs. Colgate, 9-1-07 (3 made)
 5, Herb Glass vs. Sacred Heart, 9-26-09 (3 made)
SEASON..... 23, Jason Fralicker (Sr.), 2007 (15 made)
CAREER..... 71, Herb Glass, 2008-11 (37 made)

LONGEST FIELD GOAL MADE

53 yards..... Mike Malvin (Jr.) vs. St. Lawrence, 11-16-91

MOST KICKOFF RETURNS

SEASON..... 31, Ben Alston (So.), 1990 (825 yards)
CAREER..... 66, Ben Alston, 1990-93 (1,603 yards)

MOST YARDS ON KICKOFF RETURNS

SEASON..... 825, Ben Alston (So.), 1990 (31 returns)
CAREER..... 1,603, Ben Alston, 1990-92 (66 returns)

HIGHEST AVG. GAIN PER KICKOFF RETURN

SEASON (min. 15)..... 26.6, Ben Alston (So.), 1990 (31 for 825)
CAREER (min. 20)..... 24.3, Ben Alston, 1990-93 (66 for 1,603)

LONGEST KICKOFF RETURN FOR A TD

97 yards..... Steve McNeil (Fr.) vs. Buffalo, 11-5-88



GREAT DANE DEFENSIVE RECORDS

CAREER INTERCEPTIONS

Player	No.
1. Wayne Anderson (1983-86)	19
2. Skip Scurry (1974-77)	17
3. Dave Hardy (1980-83)	13
4. Rich Heimerle (1975-78)	13
5. Daryl Haynor (1976-79)	12
6. Dave Casale (2006-09)	11
7. Don Hyde (1976-79)	11
8. Ray Gay (1974-77)	11
9. Troy Rhett (1996-98)	10
10. Chris Robertson (1992-95)	10
11. Mike Grever (1996-99)	9
12. Ted Bearor (1993-96)	9
13. Mike Cerminaro (1986-89)	9
14. Brad Kehlenbeck (1973-76)	9

SINGLE SEASON INTERCEPTIONS

Player	No.
1. Wayne Anderson (1984)	9
2. Skip Scurry (1974)	8
3. Dave Casale (2008)	7
4. Leon Williams (1990)	7
5. Rich Heimerle (1978)	7
6. Mike Cerminaro (1988)	6
7. Wayne Anderson (1985)	6
8. Cal Flint (1978)	6
9. Don Hyde (1978)	6
10. Ray Gay (1977)	6



MOST INTERCEPTIONS

GAME	3, by eight players
<i>Most Recent</i>	Fred Daughtry (Fr.) vs. Norwich, 10-22-94
.....	Leon Williams (So.) vs. Cortland, 10-13-90
SEASON	9, Wayne Anderson (So.), 1984
CAREER	19, Wayne Anderson, 1983-86

LONGEST INTERCEPTION RETURN FOR A TD

90 yards	Chris Pizzo (Sr.) vs. Alfred, 9-16-89
-----------------------	---------------------------------------

MOST TACKLES

GAME	24, Don Mion (Sr.) vs. Alfred, 9-28-74
SEASON	143, Ken Schoen (Sr.), 1974
CAREER	416, Colin Disch, 2004-07

MOST SACKS (SINCE 1999)

GAME	3.5, Andre Coleman (Sr.) vs. Robert Morris, 11-4-06
.....	3.0, Mark Sheehan (Sr.) vs. Colgate, 9-1-07
.....	3.0, John Bolt (So.) vs. St. John's, 9-8-01
SEASON	9.0, Eddie Delaney (Sr.), 2011
CAREER	16.5, David Parks, 2000-03

CAREER SACKS (SINCE 1999)

Player	No.
1. David Parks (2000-03)	16.5
2. Jermaine Lee (2002-05)	16.0
3. Josh Bazan (1999-02)	14.5
4. Andre Coleman (2003-06)	14.0
5. John Bolt (2000-03)	14.0
6. Mark Sheehan (2004-07)	13.0
7. Matt Kryzak (2001-04)	12.5
8. Tom Pandolf (2005-08)	12.0
9. Colin Disch (2004-07)	12.0
10. Eddie Delaney (2008-11)	11.5
11. Michael Dungey (2004-07)	11.5
12. Trevor Anderson (2006-10)	10.5

SINGLE SEASON SACKS


Player	No.
1. Eddie Delaney (2011)	9.0
2. Mark Sheehan (2007)	7.5
3. Jermaine Lee (2004)	7.5
4. David Parks (2003)	7.5
5. Josh MacAnn (2002)	6.5
6. Andre Coleman (2006)	6.0
7. Josh Bazan (2000)	6.0
8. Mike Kelly (2008)	5.5
9. Michael Dungey (2007)	5.5
10. John Bolt (2003)	5.5
11. Matt Kryzak (2002)	5.5
12. David Parks (2002)	5.5

CAREER TACKLES

Player	UT	AT	Total
1. Colin Disch (2004-07)	175	241	416
2. Josh Bazan (1999-02)	225	129	354
3. Mike Grever (1996-99)	175	176	351
4. Frank Sarcone (1984-87)	98	246	344
5. Chris Locci (1991-94)	125	173	298
6. Frank Villanova (1973-75)	---	---	296
7. Jon Morgan (2009-12)	137	128	265
8. Don Mion (1973-74)	---	---	271
9. Justin Brancaccio (2006-09)	105	156	261
10. Joe Pirreca (1985-88)	104	149	253
11. Brian Becker (2002-05)	106	145	251
12. Dave Plungas (2009-12)	97	149	246
13. Ryan MacLean (1999-02)	153	90	243
14. Dave Nicomini (2004-09)	106	136	242
15. Samson Brown (1999-02)	154	86	240

SINGLE SEASON TACKLES

Player	UT	AT	Total
1. Ken Schoen (1974)	---	---	143
2. Don Mion (1974)	---	---	140
3. Colin Disch (2004)	59	72	131
4. Frank Sarcone (1987)	38	93	131
5. Ed Eastman (1981)	34	97	131
6. Don Mion (1973)	---	---	131
7. Mike Grever (1998)	46	83	129
8. Ed Eastman (1982)	74	54	128
9. Josh Bazan (2002)	82	42	124
10. Scott Dmitrenko (1985)	34	89	123
11. Mike Grever (1997)	76	46	122
12. Frank Sarcone (1986)	41	77	118
13. Bob Cohen (1982)	67	49	116
14. Colin Disch (2005)	37	75	112
15. Chris Locci (1994)	50	62	112



GREAT DANE YEAR-BY-YEAR LEADERS

SCORING

YEAR	Player	TD	1XP	2XP	FG	PTS
1973	Tom DeBlois	8	0-0	0	0-0	48
1974	Glenn Sowalskie	9	0-0	0	0-0	54
1975	Tom DeBlois	10	0-0	0	0-0	60
1976	Larry Leibowitz	0	10	0	5	25
1977	Sam Haliston	9	0-0	0	0-0	54
1978	Levi Louis	8	0-0	1	0-0	50
1979	Terry Walsh	8	0-0	0	0-0	48
1980	Bruce Dey	7	0-0	0	0-0	42
1981	Tom Lincoln	0	24	0	4	36
1982	John Dunham	10	0-0	0	0-0	60
1983	Bob Brien	7	0-0	0	0-0	42
1984	Jeff Russell	6	0-0	0	0-0	36
1985	Scott Reagan	2	20-31	1	12-16	70
1986	Tony Chechile	0	27-28	0	6-10	45
1987	Peter Pedro	8	0-0	0	0-0	48
1988	Pat Ryder	8	0-0	1	0-0	50
1989	Pat Ryder	9	0-0	1	0-0	56
1990	James Fraguera	6	0-0	0	0-0	36
1991	Mike Malvin	0	22-23	0	5-9	37
1992	Chris Rosello	7	0-0	0	0-0	42
1993	David Coston	6	0-0	0	0-0	36
1994	Andy Shein	10	0-0	0	0-0	60
1995	Bob Thorne	6	0-0	0	0-0	36
1996	Greg Garrett	8	0-0	0	0-0	48
1997	Dan Gmelin	12	0-0	0	0-0	72
1998	Deron Regev	0	32-36	0	7-10	53
1999	Greg Garrett	11	0-0	0	0-0	66
2000	Brian Manigault	15	0-0	0	0-0	90
2001	Bryan Bagstad	0	27-29	0	9-14	54
2002	Gary Jones	23	0-0	0	0-0	138
2003	Gary Jones	19	0-0	0	0-0	114
2004	Nicholas Bazan	12	0-0	0	0-0	72
2005	Omar Johnson	10	0-0	0	0-0	60
2006	Jason Fralicker	0	25-25	0	13-19	64
2007	David McCarty	14	0-0	0	0-0	84
2008	David McCarty	17	0-0	0	0-0	102
2009	Herb Glass	0	25-27	0	12-18	61
2010	Herb Glass	0	28-29	0	8-19	52
2011	Herb Glass	0	51-51	0	11-21	84
2012	Drew Smith	19	0-0	0	0-0	114

RUSHING

YEAR	Player	Carries	Yards	Avg.	TD
1973	Marvin Perry	86	686	8.0	6
1974	Tom DeBlois	135	1,009	7.5	8
1975	Tom DeBlois	131	711	5.4	10
1976	Tom DeBlois	94	530	5.6	4
1977	Sam Haliston	135	940	7.0	9
1978	Mike Mirabella	148	933	6.3	8
1979	Terry Walsh	133	484	3.6	8
1980	Chuck Priore	147	879	6.0	6
1981	Chuck Priore	142	690	4.9	5
1982	Pat Harrison	112	504	4.5	2
1983	John Dunham	72	324	4.5	4
1984	Dave Soldini	173	1,022	5.9	2
1985	Dave Soldini	169	810	4.8	4
1986	Rogelio Mitchell	89	635	7.1	4
1987	Peter Pedro	156	815	5.2	8
1988	Peter Pedro	158	829	5.2	7
1989	Pat Ryder	160	685	4.3	9
1990	Ed Lemon	91	546	6.0	2
1991	Mike Imperato	104	599	5.8	5
1992	Mike Imperato	128	735	5.7	4
1993	Brad Gerber	111	614	5.5	5
1994	Otis Bellamy	103	719	7.0	4
1995	Jeremy Kachejian	147	724	4.9	4
1996	Greg Garrett	181	696	3.8	8
1997	Greg Garrett	180	900	5.0	11
1998	Greg Garrett	136	637	4.7	1
1999	Greg Garrett	137	725	5.3	8
2000	Brian Manigault	187	1,041	5.6	15
2001	Brian Manigault	184	946	5.1	7
2002	Gary Jones	231	1,509	6.5	22
2003	Gary Jones	211	1,524	7.2	18
2004	Nicholas Bazan	194	1,043	5.4	12
2005	Marcus Allen	132	594	4.5	2
2006	Marcus Allen	125	667	5.3	3
2007	David McCarty	219	1,503	6.9	13
2008	David McCarty	357	1,852	5.2	13
2009	David McCarty	221	934	4.2	9
2010	Drew Smith	162	724	4.5	7
2011	Drew Smith	194	1,092	5.6	10
2012	Drew Smith	195	1,001	5.1	18



GREAT DANE YEAR-BY-YEAR LEADERS

PASSING

YEAR	Player	PA	PC	Pct.	Yards	INT	TD
1973	John Bertuzzi	53	25	.472	461	4	6
1974	John Bertuzzi	38	16	.421	412	5	7
1975	John Bertuzzi	45	15	.333	350	8	3
1976	Fred Brewington	42	13	.310	214	1	2
1977	Brad Aldrich	109	54	.495	785	7	7
1978	Terry Walsh	46	21	.456	373	4	2
1979	Terry Walsh	66	25	.379	330	6	4
1980	Mike Fiorito	101	40	.396	513	5	5
1981	Tom Pratt	84	44	.524	572	4	6
1982	Tom Pratt	111	53	.477	713	6	5
1983	Mike Milano	146	67	.459	1,059	9	9
1984	Jeff Russell	133	55	.414	679	12	5
1985	Mike Milano	148	68	.459	971	6	15
1986	Pat Ryder	94	37	.394	566	8	3
1987	Pat Ryder	120	64	.533	896	3	6
1988	Pat Ryder	177	85	.480	1,054	6	10
1989	Pat Ryder	123	47	.382	637	7	6
1990	Martin Gordon	93	33	.355	528	8	6
1991	Jaan Laap	87	40	.460	510	3	1
1992	Jaan Laap	130	78	.600	1,196	2	12
1993	Jaan Laap	138	68	.493	982	10	4
1994	Joe Savino	222	114	.514	1,742	5	12
1995	Joe Savino	244	115	.471	1,402	14	11
1996	Joe Savino	224	114	.509	1,494	7	11
1997	Joe Savino	256	150	.586	2,377	11	22
1998	Eric Williams	167	87	.521	1,339	4	14
1999	Michael Oliva	105	64	.612	1,073	3	13
2000	Ryan Roeder	147	87	.592	1,132	7	9
2001	Ryan Roeder	128	68	.531	1,019	4	7
2002	Ryan Roeder	213	131	.615	1,366	5	8
2003	Anthony Sciarra	129	54	.419	633	7	5
2004	Nicholas Bazan	162	78	.481	689	5	1
2005	Brett Hall	152	75	.493	739	7	3
2006	Daniel Bocanegra	175	90	.514	932	7	5
2007	Vinny Esposito	277	154	.556	1,810	6	12
2008	Vinny Esposito	277	167	.603	1,934	10	13
2009	Vinny Esposito	283	161	.569	1,948	13	13
2010	Buddy Leathley	125	67	.526	748	5	4
2011	Dan Di Lella	327	194	.599	2,548	10	25
2012	Will Fiacchi	309	188	.608	2,156	5	11

RECEIVING

YEAR	Player	Catches	Yards	Avg.	TD
1973	Bob Baxter	18	314	17.4	5
1974	Bob Baxter	10	269	26.9	6
1975	Bob Baxter	9	203	22.6	1
1976	Lynn Pinkston	10	252	25.2	2
1977	Scott Lusher	22	470	21.4	2
1978	Ed Sellers	13	224	17.2	1
1979	Bruce Dey	9	156	17.3	1
1980	Bruce Dey	24	423	17.6	7
1981	Bob Brien	25	431	17.2	4
1982	Jay Ennis	17	317	18.6	4
1983	Pete McGrath	31	567	18.3	3
	Bob Brien	31	421	13.6	7
1984	John Donnelly	24	318	13.3	3
1985	John Donnelly	32	583	18.2	9
1986	Glenn Carlin	25	434	17.4	2
1987	Glenn Carlin	47	755	16.1	7
1988	Steve McNeil	20	230	11.5	2
1989	Brad Acker	24	347	14.5	2
1990	Chris Davis	10	150	15.0	2
1991	Joe Valerio	17	208	12.2	1
1992	Joe Valerio	27	372	13.8	1
1993	Larry Marin	30	542	18.1	2
1994	Andy Shein	53	976	18.4	9
1995	Dan Gmelin	32	444	13.9	4
	Bob Thorne	29	508	17.3	6
1996	Dan Gmelin	46	720	15.7	3
1997	Dan Gmelin	57	1,070	18.8	10
1998	Greg Butryn	28	465	16.6	6
1999	Chris Phillis	33	635	19.2	6
	Michael Ettz	33	505	15.3	3
2000	Chris Phillis	49	856	17.5	8
2001	Chris Phillis	42	609	14.5	6
2002	Matt Crudo	37	478	12.9	5
2003	Jason Miller	15	321	21.4	2
2004	Jason Miller	16	116	7.2	0
2005	Irani DeAraujo	34	368	10.8	0
2006	Irani DeAraujo	28	270	9.6	0
2007	Irani DeAraujo	28	233	8.3	1
2008	Tim Bush	67	794	11.9	5
2009	Tim Bush	63	861	13.7	3
2010	Ryan Kirchner	50	504	10.1	1
2011	Ryan Kirchner	56	615	11.0	10
2012	Ryan Kirchner	50	578	11.6	3

GREAT DANE YEAR-BY-YEAR LEADERS

TOTAL OFFENSE

YEAR	Player	Plays	Rush	Pass	Yards
1973	John Bertuzzi	173	376	461	837
1974	Tom DeBlois	135	1,009	0	1,009
1975	Tom DeBlois	131	711	0	711
1976	Dave Ahonen	103	426	157	583
1977	Brad Aldrich	230	183	785	968
1978	Mike Mirabella	148	933	0	933
1979	Terry Walsh	199	484	330	814
1980	Chuck Priore	147	879	0	879
1981	Tom Pratt	211	191	572	763
1982	Tom Pratt	185	2	713	715
1983	Mike Milano	269	185	1,059	1,244
1984	Dave Soldini	173	1,022	0	1,022
1985	Mike Milano	286	271	971	1,242
1986	Pat Ryder	208	391	566	957
1987	Pat Ryder	301	717	896	1,613
1988	Pat Ryder	361	452	1,054	1,506
1989	Pat Ryder	283	685	637	1,322
1990	Ed Lemon	91	546	0	546
1991	Jaan Laap	178	257	510	767
1992	Jaan Laap	229	242	1,196	1,438
1993	Jaan Laap	232	157	982	1,139
1994	Joe Savino	333	59	1,742	1,801
1995	Joe Savino	326	17	1,402	1,419
1996	Joe Savino	314	194	1,494	1,688
1997	Joe Savino	352	375	2,377	2,752
1998	Eric Williams	243	47	1,399	1,386
1999	Michael Oliva	170	198	1,073	1,271
2000	Ryan Roeder	225	181	1,132	1,313
2001	Ryan Roeder	181	42	1,019	1,061
2002	Ryan Roeder	310	259	1,366	1,625
2003	Gary Jones	211	1,524	0	1,524
2004	Nicholas Bazan	356	1,043	696	1,732
2005	Brett Hall	187	28	739	767
2006	Daniel Bocanegra	258	165	932	1,097
2007	Vinny Esposito	394	136	1,810	1,946
2008	Vinny Esposito	351	148	1,934	2,082
2009	Vinny Esposito	341	-37	1,948	1,911
2010	Buddy Leathley	178	178	748	926
2011	Dan Di Lella	401	311	2,548	2,859
2012	Will Fiacchi	358	15	2,156	2,171

ALL-PURPOSE YARDS

YEAR	Player	Rush	Rec	PR	KOR	Yards	YPG
1973	Marvin Perry	686	95	0	0	781	86.6
1974	Tom DeBlois	1,009	0	0	0	1,009	100.9
1975	Tom DeBlois	711	0	0	0	711	79.0
1976	Tom DeBlois	530	0	0	0	530	58.9
1977	Sam Halliston	940	57	0	0	997	90.6
1978	Mike Mirabella	933	28	0	0	961	96.1
1979	Jack Burger	410	36	0	276	722	72.2
1980	Chuck Priore	879	11	0	7	897	89.7
1981	Chuck Priore	690	102	0	0	792	79.2
1982	John Dunham	334	227	150	224	935	103.9
1983	John Dunham	324	99	105	95	623	62.3
1984	Dave Soldini	1,022	60	0	0	1,082	108.2
1985	Dave Soldini	810	0	0	0	810	81.0
1986	Rogelio Mitchell	635	147	0	230	1,012	101.2
1987	Peter Pedro	815	0	0	0	815	90.6
1988	Peter Pedro	829	6	0	0	835	83.5
1989	Steve McNeil	243	52	33	292	620	77.5
1990	Ben Alston	147	23	0	825	995	99.5
1991	Ben Alston	564	0	0	508	1,072	107.2
1992	Ben Alston	628	24	0	270	922	115.2
1993	Larry Marin	-5	542	268	249	1,054	117.1
1994	Andy Shein	21	976	285	159	1,441	144.1
1995	Paul Hudson	327	30	36	353	746	93.3
1996	Dan Gmelin	6	720	199	107	1,032	103.2
1997	Dan Gmelin	42	1,070	368	225	1,705	142.1
1998	Greg Garrett	637	114	0	148	899	81.7
1999	Chris Phillis	23	635	204	40	902	100.2
2000	Chris Phillis	76	856	60	47	1,039	103.9
2001	Brian Manigault	946	47	0	0	993	99.3
2002	Gary Jones	1,509	163	0	277	1,949	162.4
2003	Gary Jones	1,524	64	0	102	1,690	153.6
2004	Dustin Wilson	696	20	11	351	1,078	98.0
2005	Marcus Allen	594	76	0	132	802	80.2
2006	Marcus Allen	667	59	0	49	777	70.5
2007	David McCarty	1,503	131	0	177	1,634	136.2
2008	David McCarty	1,852	356	0	0	2,208	184.0
2009	Justin Gannon	471	192	263	184	1,110	100.9
2010	Drew Smith	724	119	0	150	993	99.3
2011	Drew Smith	1,092	322	0	103	1,517	126.4
2012	Drew Smith	1,001	227	0	52	1,280	128.0



GREAT DANE YEAR-BY-YEAR LEADERS

TACKLES

YEAR	Player	UT	AT	Total
1973	Don Mion	---	---	131
1974	Ken Schoen	---	---	143
1975	Bill Brown	---	---	102
1976	No Data			
1977	No Data			
1978	No Data			
1979	No Data			
1980	No Data			
1981	Ed Eastman	34	97	131
1982	Ed Eastman	74	54	128
1983	No Data			
1984	No Data			
1985	Scott Dmitrenko	34	89	123
1986	Frank Sarcone	41	77	118
1987	Frank Sarcone	38	93	131
1988	Joe Pirreca	54	39	93
1989	Dan Hershkowitz	24	42	66
1990	Mike Niebuhr	35	45	80
1991	Chris Locci	32	62	94
1992	Eric Coleman	45	50	95
1993	Gino Ciaschetti	39	37	76
1994	Chris Locci	50	62	112
1995	Anthony Vitti	33	39	72
1996	Ted Bearor	32	62	94
1997	Mike Grever	76	46	122
1998	Mike Grever	46	83	129
1999	Mike Grever	51	37	88
2000	Josh Bazan	70	39	109
2001	Josh Bazan	63	40	103
2002	Josh Bazan	82	42	124
2003	Victor Camacho	52	42	94
2004	Colin Disch	59	72	131
2005	Colin Disch	37	75	112
2006	Colin Disch	47	56	103
2007	Colin Disch	32	38	70
2008	Justin Brancaccio	35	56	91
2009	Justin Brancaccio	38	56	94
2010	Dave Plungas	30	41	71
2011	Jon Morgan	53	53	106
2012	Jon Morgan	45	27	72



GREAT DANE TEAM RECORDS

TEAM RECORDS SINCE 1999 (DIVISION I FCS ERA)

Rushing Yards	468 vs. Wagner, 11-1-03
Passing Yards	350 vs. Monmouth, 11-12-11
Total Yards	600 vs. Drake, 10-12-02
First Downs	30 vs. Canisius, 10-19-02 & Fordham, 9-9-07
Low Rushing Yards Allowed	minus-51 vs. Robert Morris, 11-4-06
Low Passing Yards Allowed	21 vs. Wagner, 10-28-06
Low Total Yards Allowed	74 vs. Central Conn. State, 9-13-03
Fewest First Downs Allowed	3 vs. St. Francis, Pa., 10-9-10
Turnovers Forced	6 vs. Stony Brook, 10-2-99 & Towson, 9-1-01
Points (Game)	64 vs. St. Peter's, 10-4-03
Points (Half)	41 vs. Duquesne (first), 10-10-09
Points (Quarter)	28 vs. Duquesne (second), 10-10-09
.....	28 at Duquesne (second), 11-10-12
Victory Margin	55 vs. St. Peter's (64-9), 10-4-03
Loss Margin	51 vs. Northeastern (51-0), 9-6-03

MOST YARDS GAINED

GAME	635 vs. Salisbury State, 10-31-92 (473 rushing, 162 passing)
BY OPPOSITION	619, by Cortland, 10-28-78 (175 rushing, 444 passing)
.....	619, by Southern Conn. State, 11-15-97 (253 rushing, 366 passing)
SEASON	5,035, 1997 (814 plays)
BY OPPOSITION	4,293, 2011 (879 plays)

SCORING OFFENSE

GAME	75 vs. Massachusetts Maritime, 10-11-74
HALF	47 vs. Mass. Maritime, 10-11-74 (2nd)
QUARTER	38 vs. C.W. Post, 9-27-97 (1st)
MOST SEASON	468, 1997 (12 games)
FEWEST SEASON	133, 1976 (9 games)

SCORING DEFENSE

GAME	65 by Hofstra, 10-27-90
HALF	49 by Northeastern, 9-9-00 (1st)
QUARTER	28 by Springfield, 9-22-90 (2nd)
.....	28 by Florida International, 11-9-02 (3rd)
.....	28 by Northeastern, 9-9-00 (2nd)
MOST SEASON	318, 2000 (11 games)
FEWEST SEASON	85, 1981 (10 games)

MOST PASSING YARDS GAINED

GAME	398 vs. Southern Conn. State, 11-15-97
BY OPPOSITION	444, by Cortland, 10-28-78
SEASON	2,804, 2011 (350 attempts)
BY OPPOSITION	2,588, 2007 (386 attempts)

MOST RUSHING YARDS GAINED

GAME	540 vs. Curry, 10-20-73
BY OPPOSITION	437, by Springfield, 9-22-90
SEASON	3,215, 2003 (568 rushes)
BY OPPOSITION	2,337, 1991 (511 rushes)

TEAM SEASON RECORDS SINCE 1973

Most Wins	11, 1997 (11-1); 10, 1998 (10-1)
Most Consecutive Wins	14, 1997-98
.....	13, 1973-75
Most Consecutive Conference Wins	18, 10-13-07 to 10-24-09
Most Losses	7, 1983 (3-7)
.....	1990 (3-7)
.....	1995 (3-7)
.....	2004 (4-7)
Most Consecutive Losses	7, 2004-05
.....	5, 1990-91
Most Consecutive Games Without Being Shut Out	90, 1994-2003; 38, 1986-90
Most Consecutive Wins at Home	12, 10-6-07 to 10-17-09
Most Consecutive Wins on Road	15, 1997-99
.....	10, 1973-75
Most Consecutive Losses at Home	5, 1993-94
Most Consecutive Losses on Road	9, 1973-74 and 1984-85
Largest Margin of Victory	69, Massachusetts Maritime, 10-11-74 (75-6)
Largest Margin of Defeat	58, by Hofstra, 10-27-90 (65-7)
Consecutive Winning Seasons	7, 2006-present
.....	4, 1996-99

GREAT DANE LONGEST PLAYS

LONGEST RUN

YDS	PLAYER, OPPONENT	YEAR
99	Sam Haliston vs. Norwich (TD)	1977
94	Orin Griffin vs. Brockport (TD)	1975
91	Dave Soldini vs. Norwich (TD)	1984
83	Orin Griffin vs. Brockport (TD)	1975
83	Ben Alston vs. St. Lawrence (TD)	1992
81	Jack Burger vs. Brockport (TD)	1979
80	Glenn Sowalskie vs. Hampden-Sydney (TD)	1977
80	Brian Manigault vs. Wagner (TD)	2001
80	Gary Jones vs. Wagner	2003
78	Rogelio Mitchell vs. Rensselaer (TD)	1986
78	Peter Pedro vs. Western Connecticut (TD)	1989
77	David McCarty vs. Jacksonville (TD)	2008
76	Otis Bellamy vs. Dayton	1995
75	Tom DeBlois vs. Brockport (TD)	1974
74	Rogelio Mitchell vs. Springfield (TD)	1985
74	Marcus Rotondi vs. Central Conn. State (TD)	1998
73	Rogelio Mitchell vs. Buffalo (TD)	1984
73	Ben Alston vs. Salisbury State (TD)	1982
72	Brian Manigault vs. Central Conn. State (TD)	2000
71	Glenn Sowalskie vs. Brockport	1974
71	Sam Haliston vs. Buffalo	1979
70	Orin Griffin vs. Curry (TD)	1974
70	Tom DeBlois vs. Plattsburgh (TD)	1976
70	Chuck Priore vs. Brockport (TD)	1981
70	Dustin Wilson vs. Stony Brook (TD)	2000
70	Jon George vs. Robert Morris (TD)	2002

LONGEST PASS

YDS	PLAYER, OPPONENT	YEAR
94	James Miner-Eric Williams vs. So. Conn. St. (TD)	1998
92	Glenn Carlin-Pat Ryder vs. Fordham (TD)	1987
87	Justin Gannon-Vinny Esposito vs. Monmouth (TD)	2007
81	Will Fiacchi-Ryan Kirchner vs. Monmouth (TD)	2012
81	Tim Bush-Vinny Esposito vs. Duquesne (TD)	2009
80	Jay Ennis-Tom Roth vs. Norwich (TD)	1982
80	Greg Butryn-Joe Savino vs. So. Conn. State (TD)	1997
79	Joe Valerio-Jaan Laap vs. Western Connecticut	1992
76	Jonathan Garrick-M. Rotondi vs. St. John's (TD)	2001
75	John Donnelly-Bob Brien vs. Southern Conn. (TD)	1983
75	Bob Brien-Mike Milano vs. Alfred (TD)	1983
75	Michael Ettz-Eric Williams vs. So. Conn. State	1998
75	Dillon Romain-Buddy Leathley vs. Colgate	2011
74	Ed Lemon-Martin Gordon vs. Cortland (TD)	1990
74	Chris Phillis-Ryan Roeder vs. Robert Morris (TD)	2000
73	Dan Gmelin-Joe Savino vs. Central Conn. (TD)	1996
73	Chris Phillis-Ryan Roeder vs. Robert Morris (TD)	2000
72	Steve Donnelly-Pat Ryder vs. Rensselaer (TD)	1988
72	Larry Marin-Martin Gordon vs. Norwich (TD)	1990
72	Larry Marin-Jaan Laap vs. Norwich (TD)	1992
72	D. McCarty-V. Esposito vs. Central Conn. (TD)	2008
71	Scott Lusher-Terry Walsh vs. Plattsburgh (TD)	1977
70	Andy Shein-Joe Savino vs. St. Lawrence (TD)	1994
69	Steve Checksfield-M. Oliva vs. Robert Morris (TD)	1999
66	Floyd Saunders-Pat Ryder vs. Ithaca (TD)	1989
66	Ed Lemon-Martin Gordon vs. Springfield (TD)	1990
65	Seth Thomas-Dan Gmelin vs. C.W. Post (TD)	1997
65	Greg Garrett-Eric Williams vs. Merrimack (TD)	1998
64	Chuck Priore-Tom Pratt vs. Buffalo (TD)	1981
63	Bruce Dey-Mike Fiorito vs. Springfield	1980
63	Chris Phillis-Eric Williams vs. Wagner (TD)	1999
61	D. McCarty-V. Esposito vs. Robert Morris (TD)	2007
61	Ed Richard-Joe Savino vs. St. Lawrence (TD)	1994
60	Joe Soares-Dom DeMatteo vs. Pace	1990
60	Andy Shein-Joe Savino vs. William Paterson (TD)	1994
60	Jason Miller-Anthony Sciarra vs. Wagner	2003

LONGEST FIELD GOAL

YDS	PLAYER, OPPONENT	YEAR
53	Mike Malvin vs. St. Lawrence	1991
49	Sean Kenny vs. Monmouth	2012
49	Herb Glass vs. Wagner	2008
48	Herb Glass vs. Colgate	2011
48	Herb Glass vs. Georgia Southern	2009
48	Dario Arango vs. Buffalo	1980
47	Dave Lincoln vs. Hofstra	1984
47	Scott Reagan vs. Cortland	1985
47	Tony Chechile vs. Western Connecticut	1989
47	Herb Glass vs. New Hampshire	2008
46	Herb Glass vs. St. Francis, Pa.	2011
46	Jason Fralicker vs. St. Francis, Pa.	2006
45	Al Martin vs. Hofstra	1974
45	Dario Arango vs. Ithaca	1978
45	Dave Lincoln vs. Ithaca	1984
45	Tony Chechile vs. Cortland	1989
45	Bryan Bagstad vs. Wagner	2000
45	Bryan Bagstad vs. Stony Brook	2000
45	Jason Fralicker vs. Colgate	2007
45	Herb Glass vs. St. Francis, Pa.	2010
44	Sean Kenny vs. Maine	2012
44	Jayson Skowronek vs. Western Connecticut	1993
43	Sean Kenny vs. Sacred Heart	2012
43	Dave Lincoln vs. Norwich	1984
43	Tony Chechile vs. Rensselaer	1985
43	Tony Chechile vs. Rensselaer	1986
43	Jason Fralicker vs. Robert Morris	2006
42	Herb Glass vs. St. Francis, Pa.	2010
41	Sean Kenny vs. Colgate	2012
41	Herb Glass vs. Colgate	2011
41	Scott Reagan vs. Springfield	1985
41	Mike Malvin vs. Salisbury State	1991
41	Bryan Bagstad vs. Stony Brook	2001
41	Jason Fralicker vs. Colgate	2007
41	Jason Fralicker vs. Hofstra	2007
40	Scott Reagan vs. Cortland	1985
40	Bryan Bagstad vs. Rowan	2000
40	Stan Zylinski vs. Stony Brook	2002
40	Jason Fralicker vs. Robert Morris	2006
40	Jason Fralicker vs. Monmouth	2007
40	Herb Glass vs. Duquesne	2010



GREAT DANE LONGEST PLAYS

LONGEST PUNT

YDS	PLAYER, OPPONENT	YEAR
82	Paul Layton vs. Wagner	2012
80	Mike Marrin vs. Hofstra	1974
77	Bobb Woods vs. Georgia Southern	2009
75	Chris Lynch vs. Wagner	2008
75	Chris Lynch vs. Jacksonville	2008
73	Dave Hardy vs. Ithaca	1981
73	Billy Pike vs. St. Francis, Pa.	2001
70	Paul Layton vs. Columbia	2011
70	Tommy Starr vs. St. Lawrence	1996
70	Stan Zylinski vs. St. John's	2000
70	Stan Zylinski vs. Canisius	2001
70	Billy Pike vs. Stony Brook	2002
70	Chris Lynch vs. Lehigh	2006
70	Chris Lynch vs. St. Francis, Pa.	2008
69	Chris Lynch vs. Monmouth	2007
69	Paul Layton vs. Monmouth	2010
68	Chris Lynch vs. Duquesne	2008
66	Paul Layton vs. Duquesne	2011
66	Chris Lynch vs. Colgate	2007
65	Stan Zylinski vs. St. John's	2001
65	Chris Lynch vs. Stony Brook	2006
64	Bobby Woods vs. Robert Morris	2009
64	Chris Wall vs. Montana	2007
64	Chris Lynch vs. Monmouth	2007
63	Paul Layton vs. Columbia	2011
63	Paul Layton vs. Duquesne	2010
62	Brian Cafalone vs. Southern Connecticut State	1995
62	Stan Zylinski vs. Wagner	2003
62	Marc Pallozzi vs. Wagner	2005
62	Chris Lynch vs. Hofstra	2007
61	Chris Lynch vs. Stony Brook	2004
61	Chris Lynch vs. Monmouth	2006
61	Paul Layton vs. Maine	2010
60	Jeremy Klimow	1990
60	Jeremy Klimow vs. Alfred	1991
60	Marc Pallozzi vs. Sacred Heart	2005
60	Chris Lynch vs. Robert Morris	2006
59	Tommy Starr vs. Union	1997
59	Michael Tecklenburg vs. Sacred Heart	1999
59	Billy Pike vs. Sacred Heart	2002
59	Billy Pike vs. Montana	2002
59	Stan Zylinski vs. Wagner	2003
59	Stan Zylinski vs. Central Connecticut State	2003
59	Paul Layton vs. Yale	2010

LONGEST KICKOFF RETURN

YDS	PLAYER, OPPONENT	YEAR
97	Steve McNeil vs. Buffalo (TD-reverse)	1988
95	Rogelio Mitchell vs. Hofstra (TD)	1984
94	Jack Burger vs. Southern Conn. State (TD)	1979
93	Wayne Anderson vs. Springfield (TD)	1985
90	Wayne Anderson vs. Plymouth State (TD)	1985
85	Glenn Sowalskie vs. Plattsburgh (TD)	1974
82	Kenny Williams vs. Central Conn. State	2004
80	Rogelio Mitchell vs. New Haven (TD)	1986
80	Ben Alston vs. Alfred	1990
79	Kevin Chillis vs. Central Conn. State (TD)	2012
77	Mike Wall vs. St. Francis, Pa. (TD)	2006
75	Jack Burger vs. Springfield	1980
75	Ryan MacLean vs. Wagner	2000
74	Barry Benjamin vs. Norwich	1983



LONGEST PUNT RETURN

YDS	PLAYER, OPPONENT	YEAR
84	Ray Gay vs. Plattsburgh (TD)	1977
80	Ryan Kirchner vs. Wagner (TD)	2010
78	Justin Gannon vs. Duquesne (TD)	2009
73	Don Bowen vs. Southern Connecticut State (TD)	1979
68	Don Bowen vs. Southern Connecticut State (TD)	1978
65	Dan Gmelin vs. King's, Pa. (TD)	1996
63	Dan Gmelin vs. Pace (TD)	1997
62	Larry Marin vs. Norwich	1990
60	Ray Gay vs. Brockport	1977
60	John Dunham vs. Buffalo (TD)	1981
54	Troy Rhett vs. Stonehill (TD)	1998
54	Chris Phillis vs. Mass.-Lowell	1999
53	Don Bowen vs. Brockport (TD)	1980
53	Larry Marin vs. Pace	1990
53	Daniel Bocanegra vs. St. Francis, Pa.	2007
49	Don Bowen vs. Plattsburgh (TD)	1978
44	John Dunham vs. Brockport	1983
44	Matt Crudo vs. Duquesne	2002
42	Brad Acker vs. Western Connecticut	1987
41	Andy Shein vs. Salisbury State (TD)	1994
41	Dan Gmelin vs. Union	1996

LONGEST INTERCEPTION RETURN

YDS	PLAYER, OPPONENT	YEAR
90	Chris Pizzo vs. Alfred (TD)	1989
86	Don Hyde vs. Southern Connecticut State (TD)	1979
86	Samson Brown vs. Montana (TD)	2002
75	Justinian Mason vs. Bryant (TD)	2012
75	Tim Campe vs. St. John's	2000
72	Ron Washington vs. New Haven (TD)	1984
71	Troy Rhett vs. Merrimack (TD)	1997
67	Wayne Anderson vs. Springfield (TD)	1984
59	Troy Rhett vs. Gannon (TD)	1996
57	Chris Kelly vs. Western Connecticut (TD)	1993
56	Daniel Avery vs. Wagner (TD)	2008
55	Brian Becker vs. St. Peter's (TD)	2003
55	Steve Sheehan vs. Cornell (TD)	2006
54	Mike Kelly vs. Sacred Heart (TD)	2010
52	Wayne Anderson vs. Marist	1984
52	Leon Williams vs. Norwich (TD)	1990
48	Greg Green vs. Pace (TD)	1997
47	Mark Galuski vs. Union (TD)	1983
47	Travis Miller vs. Brockport	1992
46	Bill Allison vs. Plattsburgh (TD)	1975
46	Matt Brancato vs. Brockport (TD)	1981
44	Jon Carvin vs. St. Francis, Pa. (TD)	2003
44	Trevor DuPont vs. St. Francis, Pa.	2004
43	Troy Rhett vs. Union (TD)	1997
43	Troy Rhett vs. Stonehill	1998
41	Mike Grever vs. Wagner	1999

LETTERWINNERS

A

Abramovich, Steve 1974
 Acker, Brad 1987-88-89
 Adams, Bill 1973
 Adams, Dan 1978-79
 Adams, Kevin 1986-87-88-89
 Adams, Jon 1995
 Adamson, John 1974-75-76
 Agyeman, Osei 2000
 Ahonen, Dave 1973-74-75-76
 Alberici, Jason 1992-93
 Alberici, John 1986-87-89
 Aldrich, Brad 1976-77-78
 Allen, Marcus 2005-06
 Allison, Bill 1974-75-76-77
 Allison, Karl 2012
 Alston, Ben 1990-91-92
 Althardt, Eric 2005
 Amar, Dan 1988-89
 Amarante, Tony 1985
 Amedore, Joseph 1973
 Ameduri, Sam 1995
 Anderson, Jacob 2003-04-05-06
 Anderson, Justin 2009-10-11
 Anderson, Kerry 1991-92-93
 Anderson, Robert 1997-98-99
 Anderson, Trevor 2007-08-09-10
 Anderson, Wayne 1983-84-85-86
 Angelillo, Marc 2003-04-05
 Archer, Dan 2005-06-07-08
 Argulewicz, Alex 1999-00-01-02
 Arango, Dario 1978-79-80
 Arcuri, Mike 1978-79-80
 Arroyo, Artie 1993-94-95
 Arzenis, Will 1999-00
 Askew, Garrett 2007-08-09
 Avery, Daniel 2008
 Aufiero, Rich 1976-77-78
 Austin, Jay 1987-88-89
 Awofeso, Olubunmi 2002-03-04-05

B

Bagstad, Bryan 1999-00-01
 Bailey, Brian 1997-98
 Bailey, Mike 1981
 Baker, David 1989

Baker, Josh 1999-00
 Baker, Loren 1995-96-97
 Bakou, Ocieka 2009-10-11-12
 Baldauf, Kevin 1990-91-93
 Ball, Keith 1995-96
 Ballard, Matt 1988-89
 Banach, Tom 2003-04
 Banagan, Bill 1982-83
 Banks, Randy 1987
 Baranska, David 1994-95-96
 Baribault, Scott 1973
 Barker, Scott 1983-84-85
 Barksdale, Rashad 2006
 Barnes, Dan 2004-05-06
 Barra, Jason 1997-98-99
 Barton, Nyamekye 1997-98-99
 Bass, Matt 1993-94-95
 Basla, Mike 1973-74
 Bauza, Nelson 1996-97-98
 Baxter, Bob 1973-74-75
 Bayer, Ben 2006
 Baylor, Brandon 2011-12
 Bazan, Josh 1999-00-01-02
 Bazan, Nicholas 2001-02-03-04
 Bazzoffi, Anthony 2009-10-11-12
 Beach, Nick 2012
 Bearor, Ted 1994-95-96
 Beauvais, Presley 2012
 Becker, Brian 2002-03-04-05
 Beigel, Dan 2004-05-06-07
 Bellamy, Otis 1993-94
 Belony, Stan 1992
 Benjamin, Barry 1983
 Bennett, Brian 1979-80-81
 Bennett, Gerry 1974-75-76
 Benway, Jeff 2008-09
 Berman, Gary 1978
 Bernard, Joe 2004
 Berndt, Steve 1976-77
 Berquist, Jim 1986-87
 Bertrand, Ross 2007-08-09-10
 Bertuzzi, John 1973-74-75
 Berwager, Matt 2010-11-12
 Blais, Chris 2007-08-09-10
 Blasinsky, Frank 2006-07-08-09
 Bleasdale, Don 1980

Bocanegra, Daniel 2005-06-07-08
 Bock, George 1988-89
 Boissy, Bob 1977
 Bolduc, Mike 1994
 Bolt, John 2000-01-02-03
 Bonet, Carlos 1991
 Booker, Paul 2009-10-11-12
 Boone, Will 2002-03-04-05
 Bouchard, Chris 2009-10-11-12
 Bowen, Don 1978-79-80
 Bradley, Tom 2010-11-12
 Brancato, Matt 1978-79-80-81
 Brennan, Pierce 2004-05-06
 Brancaccio, Justin 2006-07-08-09
 Brewington, Fred 1976-77-78
 Brien, Bob 1981-82-83
 Briggs, Bruce 1979-80
 Bright, Chris 2007
 Brodeur, George 1978-79
 Brown, Bill 1973-74-75-76
 Brown, Gerry 1985-86-87
 Brown, Mike 2011-12
 Brown, Peter 1988
 Brown, Samson 1999-00-01-02
 Browne, Mike 1996-97-98-99
 Brunelle, Fran 1974-75
 Buchmeier, Mike 1984-85
 Burger, Jack 1978-79-80
 Burkart, Tom 2003-04
 Burton, Andre 1997
 Bush, Tim 2007-08-09
 Butch, Garrett 1992
 Butler, Paul 1982
 Butryn, Greg 1997-98
 Butts, Lou 1996-97
 Byrnes, Luke 1996-97

C

Cafalone, Brian 1995
 Caliendo, Matt 1995-96-97-98
 Callahan, Bill 1974
 Camacho, Victor 2000-01-02-03
 Cameron, Harry 1988
 Camp, Pat 1988
 Campbell, Brian 1989
 Campbell, Kurt 2001-02-03-04

Campbell, Joe 1982-83
 Campe, Brian 1997-98-99
 Campe, Tim 1999-00-01
 Canfield, Jim, Jr 1998
 Canfield, Jim, Sr 1981-82-83
 Carden, Ryan 2001
 Carello, Joe 1991-93-94
 Carl, Ben 2009-10-11
 Carley, Kevin 2000
 Carlin, Glenn 1985-86-87
 Caroll, Kerry 1984-85-86-87
 Carollo, Matt 1995
 Carone, Jeff 1979-80-81
 Caroprese, Keith 1999-00
 Carpentiere, Frank 1993
 Carrabus, Wayne 2004-05-06
 Carraturo, Anthony 1988
 Carvin, Jon 2000-01-02-03
 Casale, Dave 2006-07-08-09
 Cauchi, Manny 1981-82
 Cavazza, Larry 1982-83
 Cawley, John 1981
 Cedor, Dimy 1997-98
 Center, Joe 1989-90
 Cerninaro, Mike 1986-87-88-89
 Cerra, Tom 1973
 Cervini, Rob 2010
 Chase, Pat 1979
 Chechile, Tony 1986-87-88-89
 Checksfield, Steve 1997-98-99
 Chemosky, Walt 1989-90-91
 Chillis, Kevin 2010-11-12
 Chrobak, Ryan 2003-04-05-06
 Churchwell, Bruce 1976-77-78-79
 Ciaschetti, Gino 1991-92-93
 Ciccarello, Jake 2008-09-10-11
 Clair, Ryan 1999-00-01
 Clark, George 1992-93
 Clark, Pat 1988-89
 Clark, Tom 1979-80-81
 Cleary, Tom 1974-75-76-77
 Cohen, Bob 1980-81-82
 Cohen, Dan 1976-77-78
 Cohen, Matt 2002
 Coleman, Andre 2003-04-05-06
 Coleman, Eric 1989-90-91-92



WR Glenn Carlin (1985-87)



FB Jon George (2001-03)



SE Dan Gmelin (1994-97)

Collins, Bruce 1979-80-81
 Collins, Jim 1982-83-84
 Coluccio, Frank 1996-97
 Connell, Cory 2012
 Conway, Ryan 2011-12
 Cooper, Kareem 2008-09-10-11
 Copelli, Tom 1977-78
 Corbitt, Dennis 1988
 Cordell, Don 1980-81-82
 Corey, Michael 2000-01
 Corrado, Dan 1988
 Coston, David 1993
 Court, Bruce 1973-74-75
 Courtney, Tom 1989-90
 Cremona, Nick 1992-93-94-95
 Crockett, Nick 2010
 Cross, David 1999
 Crudo, Matt 2001-02-03
 Cruz, Ralph 1998-99-00
 Cummings, Bruce 1973-74
 Cunningham, John 2010-11-12
 Cuzzo, Tom 2001-02-03-04
 Curran, Ty 1973-74-75

Dey, Bruce 1978-79-80
 Dey, Steve 1978-79-80-81
 Di Lella, Dan 2007-08-09-10-11
 Diamond, Ryan 2000
 Dieter, Tim 1989-90-91-92
 Dignan, Jim 1975-76-77-78
 Dillman, Brian 1983
 Disch, Colin 2004-05-06-07
 DiBari, John 1980-81
 DiNoto, Greg 1979-80-81
 DiTota, Joe 1997-98-99
 Dmitrenko, Scott 1984-85
 Dolan, John 1991
 Donnelly, John 1983-84-85
 Donnelly, Steve 1988
 Dorcelly, Raymond 2008-09-10
 Dorsey, Christian 2011-12
 Dougherty, Kevin 1992-93
 Downes, Ryan 1998-99-00-01
 Doyle, Ross 1991-92
 Draude, Doug 2012
 Ducharme, James 2001-02
 Duclos, Tom 2007
 Duff, Rich 2007-08-09
 Duffy, Jim 1984-85
 Duncan, Greg 1984-85
 Dungey, Michael 2004-05-06-07
 Dunham, John 1981-82-83
 Dunlavey, Bob 1979-80-81
 Duprey, Dave 1975
 DuPont, Trevor 2004-05-06-07
 Durant, John 1980
 Dwyer, Jake 2012

D

D'Anna, John 1976-77-78
 DaProcida, Joe 1982
 Dalton, Tom 1980
 Dandles, Jelani 1999-00
 Darling, Duane 1999
 Dattero, Anthony 1989
 Daughtry, Fred 1994-95-97-98
 Davey, Tophper 2004
 Davis, Chris 1990
 Davis, Jeff 1987-88
 DeAraujo, Irani 2004-05-06-07
 DeBellis, Scotty 1998
 DeBlois, Tom 1973-74-75-76
 DeLibero, Mike 1987
 Degen, Bob 1975-76
 Del Monaco, Pat 1997-98-99
 Delaney, Eddie 2007-08-09-10-11
 Delgado, Uli 2003-04
 Delpozzo, Mike 1986
 DeMatteo, Dom 1990-91
 Demchak, Michael 1989
 Demchak, Robert 1989-90-91
 Denberg, Seth 1983
 Denson, Bryant 1990
 DePalma, Tom 2003-04-05

E

Eagan, Jerry 1991
 Eastman, Ed 1981-82-83
 Eidens, Brian 1999-00-01-02
 Elliott, Kamar 2002-03-04-05
 Emerson, Jeff 1992-93-94-95
 Ennis, Jay 1981-82
 Erle, Steve 1993-94-95
 Esposito, Chris 1984-85
 Esposito, Jim 1979-80
 Esposito, Vinny 2007-08-09
 Eitz, Michael 1996-97-98-99
 Exantus, Randall 2010-11-12

F

Faddoul, Gus 1976


Fagan, Oji 1996-97-98-99
 Fantell, David 2003-04
 Fanthorp, Lance 2011
 Fasano, Joe 2012
 Faseun, Phil 1999
 Faughnan, Matt 2008-09-10
 Favacho, Matt 1990-91
 Fenelon, Joe 1998
 Fiacchi, Will 2012
 Fields, William 1997-98-99
 Figueroa, Alex 2000
 Fiorito, Mike 1978-79-80
 Fischer, Michael 1998
 Fitzpatrick, Andrew 1998-99
 Fitzsimmons, Kevin 1986
 Flanagan, Mark 1979-80
 Flint, Calvin 1976-77-78
 Flood, Steve 1994-95-96
 Fogarty, Tom 1980-81-82-83
 Follis, Matt 1996
 Ford, Mike 1987-88-89
 Foster, Greg 1994-95
 Fousek, Gary 1974-75
 Fraguera, James 1990-92
 Fralicker, Jason 2006-07
 Frank, Josh 1986-87
 Franzen, Scott 1994
 Freeman, Victor 1992-94
 Frese, Fred 2000-01-02-03
 Furnas, Josh 2005-06
 Fuschetto, Vinny 2001-02

G


Gacek, John 1987-89
 Gagnon, Justin 2006
 Gaida, Said 2010
 Gallo, Frank 1982
 Gallo, Zach 2008-09-10-11
 Gallucci, Gabe 2004-05-06
 Galuski, Mark 1983
 Gambino, Tony 1987-88-89-90
 Gannon, Justin 2006-07-08-09
 Gardner, Gabe 2005
 Garrett, Dan 1990
 Garrett, Greg 1996-97-98-99
 Garrick, Jonathan 1997-99-00-01
 Gatto, Ken 1985-86
 Gay, Jameel 2010-11-12
 Gay, Ray 1974-75-76-77
 Genovesi, Tommy 2005-06-07

H


Haag, Chris 1986-88
 Haliston, Sam 1976-77-80
 Hall, Brett 2005
 Halloran, Jim 1980
 Hammond, Mike 1999-00
 Hardy, Dave 1979-80-81-82
 Harper, Duane 2008-09-10-11
 Harris, Clay 2011-12
 Harris, Mark 1991
 Harrison, Pat 1982
 Hart, Greg 1985
 Hassan, Justin 2009-10-11
 Haviland, Chuck 1984
 Hawkins, Eric 1990-91-92
 Haynor, Chris 1984-85
 Haynor, Daryl 1976-77-78-79
 Heimerle, Rich 1975-76-77-78
 Helly, Charles 1993
 Helmer, Alex 2010-11-12
 Herfurth, J.T 1998-99-00
 Herman, Rick 1985-86-87
 Hershkowitz, Dan 1988-89-90
 Hicks, Xavier 2012
 Higgins, Tom 1985-86-87




RB Ben Alston (1990-92)



OLB Robert Anderson (1997-99)




OT Jason Barra (1997-99)



QB Mike Milano (1983-85)



FB Ben Kelcey (1997-2000)



LB Frank Sarcone (1984-87)

Hillman, John 2001-02-03
 Hoback, Joe 2011-12
 Hobbs, Jacob 2004-05-06
 Hodack, Dan 1987
 Hoke, Charles 1977
 Holloway, Jim 1973-74-75
 Holloway, Marc 2009
 Holzer, Eric 2001-02-03
 Horan, Eugene 2010
 Hoss, Rob 1993
 Hotaling, Chad 1991-92-94-95
 Howard, Ryan 2003
 Howarth, Joel 2002-03
 Hudson, Paul 1995
 Hussey, Kyle 2008
 Hutcherson, Nick 2009-10-11-12
 Hutchings, Sam 2012
 Hyde, Don 1977-78-79

I

Iacobaccio, George 1984-85-86
 Idowu, Olatunji 2012
 Iller, Erik 1983
 Imperato, Mike 1990-91-92
 Indelicato, Sal 1979
 Isernia, Jon 1993-94-95

J

Jacobs, Tom 1981-82-83-84
 Jamin, Matt 1994-95
 Jatkola, Ross 2005-06
 Jendras, Doug 1988
 Jenks, Kelsey 2004
 Johnson, Dana 1990-91
 Johnson, Eugene 1990
 Johnson, James 1979
 Johnson, Omar 2004-05-06-07
 Joiner, Art 1974-75
 Jojo, Bob 1980-81-82-83
 Jones, Davon 1999-00
 Jones, Gary 2002-03
 Jones, Larry 1988
 Jones, Regan 1999-00-01
 Jones, Rick 1983
 Jones, William 1979
 Jordan, Earl 1975-76
 Jordan, Kyle 2011-12
 Joseph, Dieuseul 2006-07
 Juste, Jean 2006-07-08-09

K

Kachejian, Jeremy 1993-94-95
 Kaczmarek, Anthony 1998
 Kakely, John 1983
 Karl, Matt 1983-84-85
 Karlund, Erik 1990
 Kehlenbeck, Brad 1974-75-76-77
 Kelcey, Ben 1997-98-99-00
 Kelly, Chris 1991-92-93
 Kelly, Mike 2007-08-09-10
 Kenneally, Chris 2007-08-09
 Kenny, Sean 2009-10-12
 Kianka, Jay 1973
 Kimball, Aaron 2002-03-04-05
 King, Cole 2011-12
 King, Sean 1995-96
 Kinisky, Bruce 1989-90-91
 Kinsey, Emerson 2006-07-08-09
 Kirchner, Ryan 2009-10-11-12
 Kirisits, Bob 1982
 Klein, Kevin 1976
 Klimow, Jeremy 1991
 Kologrivov, Tim 2011-12
 Korutz, Steve 1981
 Kostick, Jared 1997
 Kozack, Rich 1985-86
 Koziarz, Kevin 1990-91
 Kozlowski, Justin 2001-02
 Krafchek, Christopher 1992-93-94
 Krajacic, Nick 2007-08
 Kreczko, Dave 1980-81-82
 Kreytak, Tim 1993
 Kruspe, Matthew 1999
 Kryzak, Matt 2001-02-03-04
 Kurtz, Lucas 2000-01-03-04
 Kush, Ted 1988

L

Laap, Jaan 1990-91-92-93
 Labanowski, Kurt 1988-89
 LaDucer, Mat 2012
 Lane, Bobby 2004
 Lanese, George 1992-93
 LaPorta, Eric 2011-12
 Larkin, Nick 2005
 Laroche, Mike 2000-01-02-03
 Lassard, Rich 1989-90
 Lavelle, Mike 2003-04
 Lawler, Ed 1997

Lawrence, John 1976
 Layton, Paul 2010-11-12
 Leach, A'Rehema 1995-96-97-98
 Leader, Frank 1973
 Leathley, Buddy 2010-11
 Lee, Andy 1973-74-75
 Lee, Jermaine 2003-04-05
 LeFevre, Keith 1979-80
 Legagneur, Francis 1995-96
 Leible, Jon 2006-07-08
 Leibowitz, Larry 1976-77
 Lemon, Eddie 1990-91-92-93
 Lenkiewicz, Tony 1978
 Levenstein, Mike 1979
 Lewis, Shcree 1997-98
 Liley, Eric 1982
 Lincoln, Dave 1984
 Lincoln, Tom 1981-82
 Lindsley, Brian 1988-89
 LiVecchi, Mike 1997
 Locci, Chris 1991-92-93-94
 Loch, Scott 1982
 London, Peter 1994-95-96-97
 Lore, Chris 2006
 Louis, Levi 1978-79-80
 Louks, Dana 1986
 Lullen, John 2008-09-10-11
 Lusher, Scott 1977-78-79
 Lynch, Chris 2004 & 2006-07-08

M

MacAnn, Josh 1999-00-01-02
 MacLean, Ryan 1999-00-01-02
 Macchi, Rich 1982-83
 Machado, Bill 1980
 Madrak, Joe 1997-98-00
 Magrane, Glenn 1979-81
 Maisch, Wayne 1979
 Malvin, Mike 1990-91-92
 Manigault, Brian 1998-99-00-01
 Manilenko, Gary 1974-75-76-77
 Manipole, Lou 1997
 Mansberger, James 2000-01-02
 Marin, Larry 1990-91-92-93
 Marlo, Pete 1982
 Marlin, Mike 1974-75-76-77
 Martin, Al 1974-75
 Martin, Jason 1999-00
 Marzano, Vince 2005
 Mason, Justinian 2010-11-12

Massaroni, Dave 1981
 Mathis, Dave 1976-77-78
 Matroni, Andy 1975
 Matyszczuk, Tony 1975-76-77
 May, Cliff 1990-91-92
 Mbongue-Muna, Prosper 2011-12
 McCaffrey, Mike 2003
 McCarty, David 2006-07-08-09
 McClary, JoJo 2012
 McCloskey, L.B. 2005-06-07-08
 McCullough, Pat 1983-84-85
 McDonough, Harry 1974-75-76
 McFarlane, Jay 1999-00-01
 McGrath, Pete 1982-83
 McGuinness, Matt 1996
 McGuire, Mike 1979-80-81
 McLaughlin, Seamus 2005-06
 McLean, Doug 1990
 McNamara, Dan 1989-90-91
 McNeil, Steve 1988-89
 McTiernan, Sonny 1988-89-90
 Meek, Jake 2011-12
 Mercuris, Dean 2009-10-11-12
 Melvin, Dana 1982-83-84-85
 Mezzoprete, Dan 1988-89-90
 Michaels, Scott 1981-82
 Miesegaes, Brian 1994
 Migliore, Jordan 2010-11-12
 Milano, Mike 1983-84-85
 Miles, Marcus 2006-07
 Miller, Jason 2002-03-04
 Miller, Mark 1986-87
 Miller, Travis 1991-92-93
 Miner, James 1996-97-98
 Mion, Don 1973-74
 Mirabella, Mike 1975-76-77-78
 Miseikis, Ben 2010-11-12
 Mitchell, Chaz 2008-09-10-11
 Mitchell, Rogelio 1984-85-86
 Modica, Rob 1993-94-95
 Monroe, Mike 1975
 Montanaro, Chris 1986
 Monteleone, Mike 1983-84
 Moran, James 1991
 Morfea, Joe 1997
 Morgan, Jon 2009-10-11-12
 Moriarty, Mike 1984-85-86
 Morris, Dan 2007
 Morton, Zach 2011-12
 Moschella, Mike 1977-78

Moskov, Dave 1986-87
 Moskov, John 1994-95-96
 Moskov, Matt 1994-95-96
 Moulton, John 1986-87
 Moushey, Wil 2008-09-10
 Murphy, Bo 1984-85-86
 Murphy, Denis 1983-84-85
 Murphy, Pat 1985
 Muscatello, Frank 1977
 Myers, Tim 1973-74
 Myers, Vince 1986

N

Nagrane, Glenn 1980
 Naples, Ralph 1974
 Nearing, Rob 1980-81
 Nelson, Josh 2006
 Neugebauer, Eric 2003-04-05-06
 Newton, Eric 1981-82
 Ngbokoli, Max 1990-91-92-93
 Nguti, Raphael 2005-06-07-08
 Nicomini, Dave 2005-06-07 & 2009
 Niebuhr, Mike 1989-90-91
 Nitschke, Jim 1976-77-78
 Norris, John 1984-86
 Nova, Erasto 2008
 Nozzi, Anthony 1984
 Nutter, Brian 2004

O

O'Bryan, Howard 1976
 O'Connell, Kevin 1976
 O'Connor, Paul 1979-80
 O'Keefe, Kyle 2008-09-10-11
 O'Neil, Pat 1975
 O'Riordan, Tom 2012
 Oliva, Michael 1996-97-98-99
 Ornstein, Dan 1991-92-93
 Osbourne, Omar 2011-12
 Oyewo, Abraham 2001-02

P

Paeglow, Bob 1973-74-75
 Pagan, Chris 1985-86-87-88
 Pagano, Dom 1973-74
 Pagano, Sam 2004-05-06-07
 Paladino, Frank 1991
 Paliseno, Joe 1980
 Pallozzi, Marc 2005
 Pandolf, Tom 2005-06-07-08

Papso, Nate 2012
 Pardi, Luke 1997-98-99
 Parker, Brian 2011-12
 Parks, David 2000-01-02-03
 Pasnik, Adam 2012
 Paulo, Ken 1976-77-78
 Pawliczak, Jay 1996
 Pawluk, Mitch 2004
 Pearson, Larry 1976-77-78-79
 Pechenko, Eric 1995-96-97-98
 Pedley, Alan 1985
 Pedro, Peter 1986-87-88-89
 Peifer, Keith 2008-09-10-11
 Peoples, Mike 1990-91
 Pepper, Tim 1974
 Peretore, Mark 2005-06-07-08
 Perry, Marvin 1973-74
 Petersen, Justin 2008 & 2010-11
 Philbrook, Roy 1975
 Phillis, Chris 1999-00-01
 Pierce, Terry 1992-93
 Piersimoni, Mark 1984
 Pike, Billy 2000-01-02
 Pinkston, Lynn 1976
 Pinto, Tom 1980-81
 Pirreca, Joe 1986-87-88
 Pizzo, Chris 1988-89
 Plungas, Dave 2009-10-11-12
 Pnini, Mark 1995-96-97-98
 Pol, Ed 1976
 Pollard, Jim 1975
 Poore, Jason 2007-08-09-10
 Pratt, Tom 1980-81-82
 Prince, Cliff 2001-02
 Priore, Chuck 1979-80-81
 Priore, Ray 1982-83-84
 Pryor, Alfred 2008-09
 Punzone, Rick 1983-84-85
 Putelo, Ron 1984

Q

Quinn, Frank 1981-82
 Quinn, Tyrone 1976

R

Ragule, Ed 1978-79-80-81
 Rajczak, Joe 1976-77-78-79
 Rankins, Tim 1989-91
 Ratner, Brett 1991
 Reader, Jay 1989-90

Reagan, Scott 1983-84-85
 Redmond, John 1982-83-84
 Regev, Deron 1995-96-97-98
 Revano, Caesar 1984-85-86
 Rhett, Troy 1996-97-98
 Richard, Ed 1994
 Richards, Eldred 2009
 Richards, Kevin 2006-07-08-09
 Richards, Mark 1992-93
 Richardson, John 1977
 Rieger, Mike 1984-85-86-87
 Riley, Monte 1982-83
 Rinaldo, Joe 1973-74
 Rissland, Chad 2003-04
 Riullano, Derek 1993
 Robertson, Chris 1993-94-95
 Robinson, Ted 1973-74
 Robison, William 1996
 Rodriguez, Rich 1986-87
 Rodulfo, Damien 1996-97-98
 Roeder, Ryan 1999-00-01-02
 Rollins, Laverne 1983
 Romain, Dillon 2010-11
 Roncone, Dom 1973-74-75-76
 Rosello, Chris 1992
 Roth, Tom 1981-82
 Rotondi, Marcus 1998-99-00-01
 Roulier, Pierre 1982-83-84
 Rowan, Jeff 1994
 Ruggles, Bill 1975-76-77
 Rule, Mike 1984-85-86
 Russell, Jeff 1984-85-86
 Russell, John 1974-75-76
 Russo, Joe 1986-87-88
 Ryder, Pat 1986-87-88-89


S

Saddler, Leon 2010-11-12
 Sanchez, James 2012
 St. Fleur, Mike 2004-05
 St. Nicholas, Adam 2007-08
 Salisbury, Mike 1996
 Samora, Joe 1987
 Sanders, Rodney 1996
 Sands, Justin 2002-03-04-05
 Sanford, Owen 1989
 Saravis, Phil 1979
 Sarcone, Frank 1984-85-86-87
 Sargeant, Todd 1985
 Saunders, Floyd 1989-90-92

Savino, Joe 1994-95-96-97
 Sawchuk, John 1983-84
 Scarpinato, Tom 1977-78-79
 Schaller, John 1989-90
 Schoen, Ken 1973-74-75
 Schultz, Nik 2005-06-07-08
 Sciarra, Anthony 2001-02-03
 Scott, Aaron 2005-06-07
 Scully, Mike 1979-80-81
 Scurry, Skip 1973-74-75-77
 Sealy, Craig 1994-95-96
 Seidenstein, Rich 1989-90
 Sellers, Ed 1976-77-78
 Setlow, Ross 1983-84-85
 Shairs, Pat 2002-03
 Shattuck, John 1981
 Shaw, Brandon 2001-02-03-04
 Sheehan, Mark 2005-06-07
 Shein, Andy 1991-92-93-94
 Sheuchenko, Bob 1973-74-75-76
 Shields, Joe 1975
 Shields, Tom 1986-87-88
 Shoen, Steve 1976-77-78-79-80
 Sibbles, Winston 1989-90
 Siederman, Jim 2003
 Sigler, Greg 1999-00-01-02
 Simmons, Colin 2006-07-08
 Simpson, Chris 2006-07-08-09
 Simpson, Dackri 1992-93-94
 Singletary, Eric 1977-78-79-80
 Singleton, Darryl 1985-86
 Skelton, Jeff 1995-96
 Skowronek, Jayson 1993-94
 Slugh, Mark 1982
 Smith, Drew 2009-10-11-12
 Smith, Andrew 2010-11-12
 Smith, George 1977
 Smith, Jason 2006-07
 Smith, Michael 2012
 Smith, Steve 1976-77-78
 Smith, Tom 1983
 Soares, Joseph 1990-91
 Soldini, Dave 1981-82-83-84-85
 Sowalskie, Glenn 1973-74-76-77
 Sparano, Andy 2007-08-09-10
 Sparano, Tony 2006-07-08-09
 Sprauve, Jean-Pierre 1989
 Starr, Tommy 1995-96-97
 Starzyk, Stephen 1992-93
 Stellato, Chris 2002-03-04



QB Pat Ryder (1986-89)



OG Nik Schultz (2005-08)



FB Peter Pedro (1986-89)

Stern, Steven2004-05
 Stevens, Andrew2007-08-09-10
 Story, Apollo2005
 Strachan, Rich1987-88
 Stracher, Kurt1985-86-87
 Sullivan, Dave1976
 Sullivan, Mike2012
 Sutkin, Steve1981
 Sutter, Mark1996-97-98-99
 Sweet, Brian2003
 Swicicki, Tom2000-01-02-03

T

Talarico, Steve2006
 Tallarico, Rich1993-94-95
 Tarnowski, Zach2004-05
 Tecklenburg, Michael1999
 Teetz, Bill1973
 Telford, Trevon1999-2001
 Thomas, Howard1984
 Thomas, Sean2003
 Thomas, Seth1994-95-96-97
 Thompson, John1987-88
 Thompson, Marty1975-76
 Thorne, Bob1994-95-96
 Tirella, Mike1976
 Todd, Alan1982
 Tolan, Kevin2003-04-05
 Tomaszewski, Ike1996-97-98
 Tougas, Justin2007
 Tracy, Mike2007
 Tracy, Pete1986
 Tranholm, Ed1976-77-78
 Treankler, Craig1979
 Trezza, Mark1997
 Troutman, Zach2012
 Tumbry, Ryan1996-97-98-99
 Tune, Everett2010
 Turner, Will2004
 Turrin, Scott1991-92-94

U

Ullrich, Jeff1994-95
 Unverzagt, Eddie2002-03-04-05
 Usher, Jason1996-97-98

V

Valachovic, Tony1993-94
 Valentino, Jim1982-83-84
 Valerio, Joe1991-92
 Valestin, Harold1995-96-97
 Valverde, Hans2000-01
 Van Jura, Billy1997-98-99
 Van Zelfden, Chris 2007 & 2009-10
 Vazquez, Ray1974
 Veruto, John1976-77-78-79
 Vidal, Rohann2001-02-03-04
 Vido, Rudy1973-74
 Villanova, Frank1973-74-75
 Vitti, Anthony1994-95-96
 Vives, Andres2004-05
 Vizethann, Jeff1985-86-87
 Voliton, Mike1976
 Volpe, Jon2004-05-06-07
 von Berlepsch, Henning2005
 Votraw, Tim1979-80

W

Wagner, David1993
 Wagner, Kevin2005
 Walker, Wayman2001
 Wall, Mike2004-05-06-07
 Wallace, Tony1983
 Walsh, Terry1977-78-79
 Wangler, Todd1993-94-95
 Wargo, Marc2008-09-10-11
 Warheit, David1978-79
 Waring, Damin1996-97-98-99
 Warner, John1997
 Washington, Ron1982-83-84-86
 Watson, James1988-89
 Watson, Jay1994
 Watson, Kyle2005
 Weaver, Luke2008-09-10-11
 Weese, Don1999
 Weldon, Tim1995
 Wentzell, Jeff2004-05-06-07
 West, Dave2005-06-07
 West, Shawn1995-96-97-98
 Whaelan, Ken1985-86

White, Rob1991-92-93
 Whitely, Don1974-75
 Wild, Alex1994-95
 Wierzbicki, Gerry1978-79-80-81
 Wiggins, Rhakeem2010-11-12
 Wilgosz, Chris1996-97-98-99
 Wilhelm, Denny2008
 Wilk, Chris2008-09-10-12
 Will, Arnie1973-74-75
 Williams, Eddie1993-94-95
 Williams, Eric1996-97-98-99
 Williams, George2007-08
 Williams, Kadeem2010-11-12
 Williams, Kenny2003-04-05
 Williams, Lamar2002-04
 Williams, Leon1990-91
 Wilson, Dustin2000-01-03-04
 Wilson, Teroy1997 & 1999
 Wilson, Tramaine2011-12
 Winget, Dane2000 & 2003
 Wittneben, Eric1986-87-88
 Wood, Rob2005
 Woods, Bobby2009-10
 Woods, Mike1987
 Wooten, Devin2006-07-08-09

Y


Yates, Nigel1989
 Yehudah, Miciah2002
 Yelich, Mike1981-82

Z


Zampino, Steve1991-92
 Zarzeded, Frank1991-92
 Ziemann, Bill1976-77-78
 Zoller, Mark1978-79
 Zuniga, Zeth1982
 Zylinski, Stan2000-01-02-03



TB Brian Manigault



QB Eric Williams



FS Samson Brown



OLB Brian Green

LETTERWINNERS BY STATE - DIVISION I FCS ERA

STATE/HIGH SCHOOL

CALIFORNIA

Junipero Serra
 Daniel Bocanera2005-06-07-08

CONNECTICUT

Choate-Rosemary Hall
 Irani DeAraujo2004-05-06-07
 Stamford
 Ross Bertrand2007-08-09-10
 Wethersfield
 Seamus McLaughlin2005-06

DISTRICT OF COLUMBIA

St. Johns College
 Brandon Baylor2011-12

FLORIDA

Alonso
 Jameel Gay2010-11-12
 Coral Springs Christian
 David Fantell2003-04
 Edgewater
 Xavier Hicks2012
 Lake Brantley
 Matt Berwager2010-11-12
 Lake Worth
 Matthew Kruspe1999
 Lely
 Jonathan Garrick1997-1999-00-01
 Miramar Everglades
 Daniel Avery2008
 Palm Beach Gardens
 Kurt Campbell2001-02-03-04
 Saint Thomas Aquinas
 JoJo McClary2012
 Sarasota
 Andrew Stevens2007-08-09-10
 South Fork
 Mike Lavelle2003-04
 Tampa Gaither
 John Lullen2008-09-10-11
 Tampa Robinson
 Aaron Scott2005-06-07
 Vero Beach
 Regan Jones1999-00-01
 Greg Sigler1999-00-01-02
 Winter Springs
 Jake Ciccarello2008-09-10-11

FLORIDA

Alonso
 Jameel Gay2010-11-12
 Coral Springs Christian
 David Fantell2003-04
 Edgewater
 Xavier Hicks2012
 Lake Brantley
 Matt Berwager2010-11-12
 Lake Worth
 Matthew Kruspe1999
 Lely
 Jonathan Garrick1997-1999-00-01
 Miramar Everglades
 Daniel Avery2008
 Palm Beach Gardens
 Kurt Campbell2001-02-03-04
 Saint Thomas Aquinas
 JoJo McClary2012
 Sarasota
 Andrew Stevens2007-08-09-10
 South Fork
 Mike Lavelle2003-04
 Tampa Gaither
 John Lullen2008-09-10-11
 Tampa Robinson
 Aaron Scott2005-06-07
 Vero Beach
 Regan Jones1999-00-01
 Greg Sigler1999-00-01-02
 Winter Springs
 Jake Ciccarello2008-09-10-11

FLORIDA

Alonso
 Jameel Gay2010-11-12
 Coral Springs Christian
 David Fantell2003-04
 Edgewater
 Xavier Hicks2012
 Lake Brantley
 Matt Berwager2010-11-12
 Lake Worth
 Matthew Kruspe1999
 Lely
 Jonathan Garrick1997-1999-00-01
 Miramar Everglades
 Daniel Avery2008
 Palm Beach Gardens
 Kurt Campbell2001-02-03-04
 Saint Thomas Aquinas
 JoJo McClary2012
 Sarasota
 Andrew Stevens2007-08-09-10
 South Fork
 Mike Lavelle2003-04
 Tampa Gaither
 John Lullen2008-09-10-11
 Tampa Robinson
 Aaron Scott2005-06-07
 Vero Beach
 Regan Jones1999-00-01
 Greg Sigler1999-00-01-02
 Winter Springs
 Jake Ciccarello2008-09-10-11

FLORIDA

Alonso
 Jameel Gay2010-11-12
 Coral Springs Christian
 David Fantell2003-04
 Edgewater
 Xavier Hicks2012
 Lake Brantley
 Matt Berwager2010-11-12
 Lake Worth
 Matthew Kruspe1999
 Lely
 Jonathan Garrick1997-1999-00-01
 Miramar Everglades
 Daniel Avery2008
 Palm Beach Gardens
 Kurt Campbell2001-02-03-04
 Saint Thomas Aquinas
 JoJo McClary2012
 Sarasota
 Andrew Stevens2007-08-09-10
 South Fork
 Mike Lavelle2003-04
 Tampa Gaither
 John Lullen2008-09-10-11
 Tampa Robinson
 Aaron Scott2005-06-07
 Vero Beach
 Regan Jones1999-00-01
 Greg Sigler1999-00-01-02
 Winter Springs
 Jake Ciccarello2008-09-10-11

FLORIDA

Alonso
 Jameel Gay2010-11-12
 Coral Springs Christian
 David Fantell2003-04
 Edgewater
 Xavier Hicks2012
 Lake Brantley
 Matt Berwager2010-11-12
 Lake Worth
 Matthew Kruspe1999
 Lely
 Jonathan Garrick1997-1999-00-01
 Miramar Everglades
 Daniel Avery2008
 Palm Beach Gardens
 Kurt Campbell2001-02-03-04
 Saint Thomas Aquinas
 JoJo McClary2012
 Sarasota
 Andrew Stevens2007-08-09-10
 South Fork
 Mike Lavelle2003-04
 Tampa Gaither
 John Lullen2008-09-10-11
 Tampa Robinson
 Aaron Scott2005-06-07
 Vero Beach
 Regan Jones1999-00-01
 Greg Sigler1999-00-01-02
 Winter Springs
 Jake Ciccarello2008-09-10-11

FLORIDA

Alonso
 Jameel Gay2010-11-12
 Coral Springs Christian
 David Fantell2003-04
 Edgewater
 Xavier Hicks2012
 Lake Brantley
 Matt Berwager2010-11-12
 Lake Worth
 Matthew Kruspe1999
 Lely
 Jonathan Garrick1997-1999-00-01
 Miramar Everglades
 Daniel Avery2008
 Palm Beach Gardens
 Kurt Campbell2001-02-03-04
 Saint Thomas Aquinas
 JoJo McClary2012
 Sarasota
 Andrew Stevens2007-08-09-10
 South Fork
 Mike Lavelle2003-04
 Tampa Gaither
 John Lullen2008-09-10-11
 Tampa Robinson
 Aaron Scott2005-06-07
 Vero Beach
 Regan Jones1999-00-01
 Greg Sigler1999-00-01-02
 Winter Springs
 Jake Ciccarello2008-09-10-11

FLORIDA

Alonso
 Jameel Gay2010-11-12
 Coral Springs Christian
 David Fantell2003-04
 Edgewater
 Xavier Hicks2012
 Lake Brantley
 Matt Berwager2010-11-12
 Lake Worth
 Matthew Kruspe1999
 Lely
 Jonathan Garrick1997-1999-00-01
 Miramar Everglades
 Daniel Avery2008
 Palm Beach Gardens
 Kurt Campbell2001-02-03-04
 Saint Thomas Aquinas
 JoJo McClary2012
 Sarasota
 Andrew Stevens2007-08-09-10
 South Fork
 Mike Lavelle2003-04
 Tampa Gaither
 John Lullen2008-09-10-11
 Tampa Robinson
 Aaron Scott2005-06-07
 Vero Beach
 Regan Jones1999-00-01
 Greg Sigler1999-00-01-02
 Winter Springs
 Jake Ciccarello2008-09-10-11

MARYLAND

Mount St. Joseph
 Nick Hutcherson2009-10-11-12

MASSACHUSETTS

Classical
 Hans Valverde2000-01
 Dennis-Yarmouth
 Ross Jatkola2005-06

NEW HAMPSHIRE

Manchester Memorial
 Justin Gagnon2006
 Plymouth Regional
 Ryan Diamond2000

NEW JERSEY

Bloomfield
 Said Gaida2010
 Brick Township
 Kyle Watson2005
 Burlington City
 Omar Johnson2004-05-06-07
 Don Bosco Prep
 Dillon Romain2010-11
 Freehold Township
 Kevin Wagner2005
 Hasbrouck Heights
 Billy Van Jura1997-98-99
 Hightstown
 Marc Wargo2008-09-10-11
 Hudson Catholic
 Garrett Askew2007-08-09
 Kadeem Williams2010-11-12
 Immaculata
 Kyle Jordan2011-12
 Kingsway Regional
 Bryon King2009
 Kittatinny Regional
 Dave Nicomini2005-06-07 & 2009
 Lodi
 Michael Ettz1996-97-98-99
 Mainland Regional
 Joel Howarth2002-03
 Montclair
 Christian Dorsey2011-12
 Morris Knolls
 Justin Brancaccio2006-07-08-09
 North Bergen
 Bobby Lane2004
 North Plainfield
 Colin Disch2004-05-06-07
 New Providence
 Zach Troutman2012
 Northern Valley Regional-Demarest
 Vinny Esposito2007-08-09
 Chris Kenneally2007-08-09
 Jordan Migliore2010-11-12
 Northern Valley Regional-Old Tappan
 Will Arzenis1999-00
 Park Ridge
 Luke Pardi1997-98-99
 Pequannock Township
 Alex Helmer2010-11-12
 Piscataway
 George Williams2007-08
 Ramapo
 Tim Kologrivov2011-12
 Mat LaDucer2012
 Ramsey
 Cory Connell2011-12
 Randolph
 Dan Morris2007

MARYLAND

Mount St. Joseph
 Nick Hutcherson2009-10-11-12

MARYLAND

Mount St. Joseph
 Nick Hutcherson2009-10-11-12

MARYLAND

Mount St. Joseph
 Nick Hutcherson2009-10-11-12

MARYLAND

Mount St. Joseph
 Nick Hutcherson2009-10-11-12

MARYLAND

Mount St. Joseph
 Nick Hutcherson2009-10-11-12

MARYLAND

Mount St. Joseph
 Nick Hutcherson2009-10-11-12

MARYLAND

Mount St. Joseph
 Nick Hutcherson2009-10-11-12

RED BANK CATHOLIC

Mike Kelly2007-08-09
 Roxbury
 Matt Goss2010-11-12
 Rumson-Fair Haven
 Ryan Kirchner2009-10-11-12
 St. Joseph Regional Montvale
 Rob Cervini2010
 Zach Morton2006-07-08-09
 Devin Wooten2006-07-08-09
 Sayreville
 Bobby Woods2009-10
 Somerville
 Dan Di Lella2007-08-09-10-11
 Toms River East
 Gabe Gardner2005
 Toms River North
 Dave West2005-06-07-08
 Vernon Township
 Justin Gannon2006-07-08-09
 West Windsor-Plainsboro
 Eldred Richards2009

RED BANK CATHOLIC

Mike Kelly2007-08-09
 Roxbury
 Matt Goss2010-11-12
 Rumson-Fair Haven
 Ryan Kirchner2009-10-11-12
 St. Joseph Regional Montvale
 Rob Cervini2010
 Zach Morton2006-07-08-09
 Devin Wooten2006-07-08-09
 Sayreville
 Bobby Woods2009-10
 Somerville
 Dan Di Lella2007-08-09-10-11
 Toms River East
 Gabe Gardner2005
 Toms River North
 Dave West2005-06-07-08
 Vernon Township
 Justin Gannon2006-07-08-09
 West Windsor-Plainsboro
 Eldred Richards2009

RED BANK CATHOLIC

Mike Kelly2007-08-09
 Roxbury
 Matt Goss2010-11-12
 Rumson-Fair Haven
 Ryan Kirchner2009-10-11-12
 St. Joseph Regional Montvale
 Rob Cervini2010
 Zach Morton2006-07-08-09
 Devin Wooten2006-07-08-09
 Sayreville
 Bobby Woods2009-10
 Somerville
 Dan Di Lella2007-08-09-10-11
 Toms River East
 Gabe Gardner2005
 Toms River North
 Dave West2005-06-07-08
 Vernon Township
 Justin Gannon2006-07-08-09
 West Windsor-Plainsboro
 Eldred Richards2009

RED BANK CATHOLIC

Mike Kelly2007-08-09
 Roxbury
 Matt Goss2010-11-12
 Rumson-Fair Haven
 Ryan Kirchner2009-10-11-12
 St. Joseph Regional Montvale
 Rob Cervini2010
 Zach Morton2006-07-08-09
 Devin Wooten2006-07-08-09
 Sayreville
 Bobby Woods2009-10
 Somerville
 Dan Di Lella2007-08-09-10-11
 Toms River East
 Gabe Gardner2005
 Toms River North
 Dave West2005-06-07-08
 Vernon Township
 Justin Gannon2006-07-08-09
 West Windsor-Plainsboro
 Eldred Richards2009

RED BANK CATHOLIC

Mike Kelly2007-08-09
 Roxbury
 Matt Goss2010-11-12
 Rumson-Fair Haven
 Ryan Kirchner2009-10-11-12
 St. Joseph Regional Montvale
 Rob Cervini2010
 Zach Morton2006-07-08-09
 Devin Wooten2006-07-08-09
 Sayreville
 Bobby Woods2009-10
 Somerville
 Dan Di Lella2007-08-09-10-11
 Toms River East
 Gabe Gardner2005
 Toms River North
 Dave West2005-06-07-08
 Vernon Township
 Justin Gannon2006-07-08-09
 West Windsor-Plainsboro
 Eldred Richards2009

RED BANK CATHOLIC

Mike Kelly2007-08-09
 Roxbury
 Matt Goss2010-11-12
 Rumson-Fair Haven
 Ryan Kirchner2009-10-11-12
 St. Joseph Regional Montvale
 Rob Cervini2010
 Zach Morton2006-07-08-09
 Devin Wooten2006-07-08-09
 Sayreville
 Bobby Woods2009-10
 Somerville
 Dan Di Lella2007-08-09-10-11
 Toms River East
 Gabe Gardner2005
 Toms River North
 Dave West2005-06-07-08
 Vernon Township
 Justin Gannon2006-07-08-09
 West Windsor-Plainsboro
 Eldred Richards2009

RED BANK CATHOLIC

Mike Kelly2007-08-09
 Roxbury
 Matt Goss2010-11-12
 Rumson-Fair Haven
 Ryan Kirchner2009-10-11-12
 St. Joseph Regional Montvale
 Rob Cervini2010
 Zach Morton2006-07-08-09
 Devin Wooten2006-07-08-09
 Sayreville
 Bobby Woods2009-10
 Somerville
 Dan Di Lella2007-08-09-10-11
 Toms River East
 Gabe Gardner2005
 Toms River North
 Dave West2005-06-07-08
 Vernon Township
 Justin Gannon2006-07-08-09
 West Windsor-Plainsboro
 Eldred Richards2009

RED BANK CATHOLIC

Mike Kelly2007-08-09
 Roxbury
 Matt Goss2010-11-12
 Rumson-Fair Haven
 Ryan Kirchner2009-10-11-12
 St. Joseph Regional Montvale
 Rob Cervini2010
 Zach Morton2006-07-08-09
 Devin Wooten2006-07-08-09
 Sayreville
 Bobby Woods2009-10
 Somerville
 Dan Di Lella2007-08-09-10-11
 Toms River East
 Gabe Gardner2005
 Toms River North
 Dave West2005-06-07-08
 Vernon Township
 Justin Gannon2006-07-08-09
 West Windsor-Plainsboro
 Eldred Richards2009

RED BANK CATHOLIC

Mike Kelly2007-08-09
 Roxbury
 Matt Goss2010-11-12
 Rumson-Fair Haven
 Ryan Kirchner2009-10-11-12
 St. Joseph Regional Montvale
 Rob Cervini2010
 Zach Morton2006-07-08-09
 Devin Wooten2006-07-08-09
 Sayreville
 Bobby Woods2009-10
 Somerville
 Dan Di Lella2007-08-09-10-11
 Toms River East
 Gabe Gardner2005
 Toms River North
 Dave West2005-06-07-08
 Vernon Township
 Justin Gannon2006-07-08-09
 West Windsor-Plainsboro
 Eldred Richards2009

RED BANK CATHOLIC

Mike Kelly2007-08-09
 Roxbury
 Matt Goss2010-11-12
 Rumson-Fair Haven
 Ryan Kirchner2009-10-11-12
 St. Joseph Regional Montvale
 Rob Cervini2010
 Zach Morton2006-07-08-09
 Devin Wooten2006-07-08-09
 Sayreville
 Bobby Woods2009-10
 Somerville
 Dan Di Lella2007-08-09-10-11
 Toms River East
 Gabe Gardner2005
 Toms River North
 Dave West2005-06-07-08
 Vernon Township
 Justin Gannon2006-07-08-09
 West Windsor-Plainsboro
 Eldred Richards2009

RED BANK CATHOLIC

Alex Figueroa2000
 Justin Hassan2009-10-11
 Burgard
 Andre Coleman2003-04-05-06
 Burnt Hills-Ballston Lake
 Brian Eidens1999-00-01-02
 Jon George2001-02-03
 Paul Layton2010-11-12
 Zach Morton2011-12
 Nik Schultz2005-06-07-08

Chris Bright.....2007
 Mike Tracy.....2007
East Rockaway
 Doug Draude.....2012
Elmira Free Academy
 Josh Furnas.....2005-06
Elwood-John Glenn
 Randall Exantus.....2010-11-12
Evander Childs
 Alfred Pryor.....2008-09
Fairport
 Ryan Clair.....1999-00-01
 Jason Miller.....2002-03-04
Fayetteville-Manlius
 Buddy Leathley.....2010-11
 Colin Simmons.....2006-07-08
Fonda-Fultonville
 Aaron Kimball.....2002-03-04-05
Fordham Prep
 Olubunmi Awofeso.....2002-03-04-05
Glens Falls
 Justin Tougas.....2007
 Denny Wilhelm.....2008
Gloversville
 Uli Delgado.....2003-04
 L.B. McCloskey.....2005-06-07-08
Greece Athena
 Josh MacAnn.....1999-00-01-02
Greenwich Central
 Josh Nelson.....2006
Guilderland
 Paul Booker.....2009-10-11-12
 Kyle Hussey.....2008
 Drew Smith.....2009-10-11-12
Harborfields
 Kevin Gribbin.....2000-01-02-03
Hauppauge
 Rob Wood.....2005
Henninger
 Kamar Elliott.....2002-03-04-05
 Cole King.....2011-12
 Emerson Kinsey.....2006-07-08
Holy Cross
 Rohann Vidal.....2001-02-03-04
Holy Trinity
 Andrew Fitzpatrick.....1998-99
Hoosick Falls Central
 Jason Poore.....2007-08-09-10
Hudson
 Rashad Barksdale.....2006
Iona Prep
 Michael Oliva.....1996-97-98-99


Irondequoit
 Michael Dungey.....2004-05-06-07
Ithaca
 Gabe Gallucci.....2004-05-06
James Madison
 Nyamekye Barton.....1997-98-99
 Charles Gill.....1998-99-00-01
Jericho
 James Mansberger.....2000-01-02
John Glenn
 J.T. Herfurth.....1998-99-00
Kellenberg Memorial
 Jermaine Lee.....2003-04-05
Kingston
 Dan Barnes.....2004-05-06
 Steve Checksfield.....1997-98-99
Lansingburgh
 Marc Pallozzi.....2005
Lafayette
 Oji Fagan.....1996-97-98-99
LaSalle Institute
 Anthony Bazzoffi.....2009-10-11-12
 Chris Blais.....2007-08-09-10
 Matt Crudo.....2001-02-03
 David McCarty.....2006-07-08-09
Lawrence
 Billy Pike.....2000-01-02
Lehman
 Jason Smith.....2006-07
Lindenhurst
 Chris Lynch.....2004 & 2006-07-08
Liverpool
 Joe DiTota.....1997-98-99
Mamaroneck
 Lamar Williams.....2002 & 2004
Marcellus
 Nick Larkin.....2005
 Will Fiacchi.....2012
McKinley (Buffalo)
 Kevin Chillis.....2010-11-12
McQuaid Jesuit
 Brian Parker.....2011-12
Mechanicville
 Vince Marzano.....2005
Miller Place
 Herb Glass.....2008-09-10-11
Minisink Valley
 John Hillman.....2001-02-03
Monroe-Woodbury
 Eddie Unverzagt.....2002-03-04-05
Monsignor Farrell
 Tom Cuozzo.....2001-02-03-04

Mount St. Michael Academy
 Victor Camacho.....2000-01-02-03
 Abraham Oyewo.....2001-02
Newburgh Free Academy
 Sean Thomas.....2003
Newfield
 Eugene Horan.....2010
New Rochelle
 Miciah Yehudah.....2002
Niskayuna
 David Cross.....1999
North Babylon
 Apollo Story.....2005
North Rockland
 James Ducharme.....2001-02
 Tom O'Riordan.....2012
North Tonawanda
 Jason Barra.....1997-98-99
 Jason Fralicker.....2006-07
Notre Dame
 Brian Sweet.....2003
Olean
 Mark Sutter.....1996-97-98-99
Oswego
 Ryan Tumbry.....1996-97-98-99
Peekskill
 Trevon Telford.....1999 & 2001
Pelham Memorial
 Ryan Carden.....2001
 Keith Caroprese.....1999-00
Penfield Central
 Eric Williams.....1996-97-98-99
Pine Bush
 Jeff Wentzell.....2004-05-06-07
Pittsford Sutherland
 Ocieka Bakou.....2009-10-11-12
Port Jervis
 Chris Stellato.....2002-03-04
Queensbury
 Jeff Benway.....2008-09
 Mike Laroche.....2000-01-02-03
Ramapo
 Duane Darling.....1999
 Mike St. Fleur.....2004-05
Ravena-Coeymans-Selkirk
 Gary Jones.....2002-03
Riverhead
 Andrew Smith.....2010-11-12
 Michael Smith.....2012
Rochester East
 Marc Holloway.....2009-10
 Chaz Mitchell.....2008-09-10-11

Roy C. Ketcham
 Kyle O'Keefe.....2008-09-10-11
Rush-Henrietta
 Clay Harris.....2011-12
 David Parks.....2000-01-02-03
Sachem
 Tom Banach.....2003-04
 Pierce Brennan.....2004-05-06
 Ryan Howard.....2003
 Brian Nutter.....2004
 Tom Pandolf.....2005-06-07-08
Sachem East
 Eddie Delaney.....2008-09-10-11
Schuylerville Central
 Mike Hammond.....1999-00
St. Francis-Athol Springs
 Ryan MacLean.....1999-00-01-02
 Adam Pasmik.....2012
St. Francis Prep
 John Cunningham.....2010-11-12
 Cliff Prince.....2001-02
St. Joseph Regional
 Pat O'Connor.....2012
St. Peter's Boys
 Mike McCaffrey.....2003
 Dean Mercuris.....2009-10-11-12
Samuel J. Tilden
 Duane Harper.....2008-09-10-11
Saratoga Springs
 Brian Becker.....2002-03-04-05
 Tim Bush.....2007-08-09
 Rich Duff.....2007-08-09
 Chris Phillis.....1999-00-01
Saugerties
 Geir Gudmundsen.....2001-02-03-04
Sayville
 Zach Gallo.....2008-09-10-11
 Eric Neugebauer.....2003-04-05-06
Schenectady
 Jacob Hobbs.....2004-05-06
Scotia-Glenville
 Fred Frese.....2000-01-02-03
Shaker
 Tom Duclos.....2007
Shenendehowa
 Justin Anderson.....2009-10
 Bryan Bagstad.....1999-00-01
 Kevin Richards.....2006-07-08-09
 Marcus Rotondi.....1998-99-00-01
 Andres Vives.....2004-05
Sidney
 Jon Carvin.....2000-01-02-03

Skaneateles
 Marc Angelillo.....2003-04-05
Sleepy Hollow
 Ralph Cruz.....1998-99-00
 Pat Del Monaco.....1997-98-99
Solvay
 Ben Carl.....2009-10-11
 Tom Bradley.....2010-11-12
 Mike Wall.....2004-05-06-07
South Shore
 Dieuseul Joseph.....2006-07
Spring Valley
 Presley Beauvais.....2012
 Raymond Dorcely.....2008-09-10
Susquehanna Valley
 Dustin Wilson.....2000-01 & 2003-04
Tottenerville
 Will Boone.....2002-03-04-05
 Tramaine Wilson.....2011-12
Trinity-Pawling
 Chris Lore.....2006
Troy
 Kevin Carley.....2000
 Dave Casale.....2006-07-08-09
 Wayman Walker.....2001
Uniondale
 Mike Browne.....1996-97-98-99
 Brian Manigault.....1998-99-00-01
 Jean Juste.....2006-07-08-09
 Damin Waring.....1996-97-98-99
Valley Stream South
 Kevin Tolan.....2003-04-05
Vestal
 Mark Peretore.....2005-06-07-08
Victor Central
 Michael Corey.....2000-01
 Trevor DuPont.....2004-05-06-07
 Nick Krajacic.....2007-08
 Chris Simpson.....2006-07-08-09
Walkhill Central
 Alex Argulewicz.....1999-00-01-02
Walt Whitman
 Chris Wilgosz.....1996-97-98-99
Walter Panas
 Steven Stern.....2004-05
Warrensburg
 Josh Baker.....1999-00
Warwick Valley
 Anthony Sciarra.....2001-02-03
Washingtonville
 Michael Tecklenburg.....1999
Watertown
 Marcus Miles.....2006-07
Watervliet
 John Bolt.....2000-01-02-03
Webster Schroeder
 Mitch Pawluk.....2004
West Seneca West
 Jacob Anderson.....2003-04-05-06
 Ben Kelcey.....1997-98-99-00
Westlake
 Vinny Fuschetto.....2001-02
Whitesboro
 Greg Garrett.....1996-97-98-99
 Joe Madrak.....1997-98 & 2000
 Mike Sullivan.....2012
William Floyd
 Chad Rissland.....2003-04
Yorktown
 Robert Anderson.....1997-98-99
 Eric LaPorta.....2011-12
 Jay McFarlane.....1999-00-01
 Don Weese.....1999

Marcus Allen.....2005-06
OHIO
Brunswick
 Ryan Conway.....2011-12
Cincinnati St. Xavier
 Justinian Mason.....2010-11-12
Mentor Lake Catholic
 Dave Plungas.....2009-10-11-12
Morrow Little Miami
 Lance Fanthorp.....2009-10-11
Parma Padua Franciscan
 Frank Blasinsky.....2006-07-08
Springboro
 Jake Dwyer.....2012
PENNSYLVANIA
Archbishop Ryan
 Chris Wilk.....2008-09-10-12
Bethlehem Catholic
 Ryan Roeder.....1999-00-01-02
Bishop O'Hara
 Steve Talarico.....2006
Hill School
 Justin Sands.....2002-03-04-05
North Allegheny
 Olatunji Idowu.....2012
Palmerton Area
 Justin Petersen.....2008-2010-11
Reading Memorial
 Matt Cohen.....2002
Red Land
 Keith Peifer.....2008-09-10-11
Shaler
 Wil Moushey.....2008-09-10
RHODE ISLAND
Worcester Academy
 Sam Hutchings.....2012
TEXAS
Grapevine
 Andy Sparano.....2007-08-09-10
 Tony Sparano.....2006-07-08-09
VIRGINIA
South Lakes
 Jon Volpe.....2004-05-06-07



YEAR-BY-YEAR RESULTS

HEAD COACH FRANCIS BOGGS SNAVELY 1922-24 1-12-3 (CLUB)

1922 (Club)
Record: 0-3-2

RESULT	OPPONENT	SCORE
L	Union (freshmen)	6-16
T	Rochester Optometry	0-0
L	Rensselaer (freshmen)	0-39
T	Alumni	0-0
L	St. Stephens	0-21

1923 (Club)
Record: 1-5

RESULT	OPPONENT	SCORE
L	St. Lawrence	0-81
L	Worcester	0-39
L	Williams (freshmen)	0-34
W	U.S.S. Destroyer Breck	12-0
L	Union (freshmen)	0-27
L	Rensselaer (freshmen)	0-7

1924 (Club)
Record: 0-4-1

RESULT	OPPONENT	SCORE
L	Worcester	0-7
L	Colgate (freshmen)	0-33
T	Rensselaer (freshmen)	6-6
L	Union (freshmen)	0-34
L	Springfield	0-31

Francis Boggs Snavely coached Albany's first intercollegiate football game on October 14, 1922, when he led a 17-player club team against Union. The first attempt to place an Albany football team on the field came in 1917, but the entire season was cancelled due to a polio outbreak.

HEAD COACH BOB FORD 1970-72 12-9-1 (CLUB) 1973-2012 255-159 (VARSITY)

1970 (Club)
Record: 2-4

DATE	W/L	OPPONENT	SCORE
10/10	W	R.I.T.	30-21
10/17	W	Siena	25-24
10/24	L	at Towson State	14-69
10/31	L	at Marist	6-45
11/7	L	at Plattsburgh	0-28
11/14	L	Hudson Valley C.C.	8-61

1971 (Club)
Record: 4-4

DATE	W/L	OPPONENT	SCORE
9/25	W	Utica	35-6
10/2	L	at R.I.T.	21-41
10/9	W	Niagara	35-20
10/16	L	at Adelphi	8-28
10/30	W	at Siena	31-20
11/6	L	Plattsburgh	6-7
11/3	L	at Hudson Valley C.C.	0-3
11/20	W	Pace	28-0

1972 (Club)
Record: 6-1-1

DATE	W/L	OPPONENT	SCORE
9/23	W	at Stony Brook	14-0
9/30	W	R.I.T.	28-7
10/7	W	at Niagara	43-0
10/14	W	Hudson Valley CC	16-14
10/21	T	Brockport (HC)	13-13
10/28	W	at Pace	26-0
11/4	W	Siena	36-21
11/11	L	at Plattsburgh	7-14

NCAA DIVISION III

1973 (First Varsity Season)
Record: 7-2

DATE	W/L	OPPONENT	SCORE
9/22	W	Stony Brook	69-6
9/29	L	at Nichols	7-14
10/6	W	Niagara	75-9
10/13	W	at Siena	71-8
10/20	W	Curry (HC)	28-20
10/27	L	at Brockport	14-17
11/3	W	at R.I.T.	19-0
11/10	W	Plattsburgh	32-0
11/17	W	at Rensselaer	28-3

1974
Record: 9-0

DATE	W/L	OPPONENT	SCORE
9/21	W	at Hofstra	33-7
9/28	W	Alfred	7-6
10/5	W	R.I.T. (HC)	49-7
10/11	W	at Mass. Maritime	75-6
10/19	W	Nichols	32-8
10/26	W	Brockport	35-14
11/2	W	at Curry	50-23
11/9	W	at Plattsburgh	49-8
11/16	W	Rensselaer	37-7

1975
Record: 7-2

DATE	W/L	OPPONENT	SCORE
9/13	W	at Alfred	19-13
9/20	L	Ithaca	0-33
9/27	W	Brockport (HC)	45-9
10/4	W	at R.I.T.	24-0
10/18	W	at So. Connecticut	19-17
10/25	W	Norwich	19-12
11/1	L	Albright	8-28
11/8	W	Plattsburgh	66-12
11/15	W	at Springfield	43-22

1976
Record: 4-5

DATE	W/L	OPPONENT	SCORE
9/11	L	So. Connecticut	0-10
9/18	L	at Ithaca	0-24
9/25	W	at Brockport	37-3
10/2	W	R.I.T.	17-7
10/16	W	Cortland (HC)	25-14
10/23	L	at Norwich	20-24
10/30	L	at Albright	7-28
11/6	W	at Plattsburgh	27-0
11/13	L	Springfield	0-24

1977 (NCAA)
Record: 9-2

DATE	W/L	OPPONENT	SCORE
9/10	L	St. Lawrence	7-30
9/17	W	at So. Connecticut	18-3
9/24	W	Brockport	40-14
10/1	W	at R.I.T.	13-3
10/15	W	at Cortland	18-15
10/22	W	Norwich (HC)	21-7
10/29	W	at Maine	42-39
11/5	W	Plattsburgh	47-19

11/12	W	at Springfield	10-7
11/19	W	at Hampden-Sydney*	51-45
11/26	L	at Widener*	15-33

*NCAA Division III Playoffs

1978
Record: 7-3

DATE	W/L	OPPONENT	SCORE
9/16	L	at U.S. Mer. Marine	8-14
9/23	W	So. Connecticut+	28-12
9/30	W	at Brockport	42-28
10/7	W	Towson State (HC)	37-28
10/14	L	at Buffalo	8-15
10/21	W	at Norwich	19-14
10/28	W	at Cortland	41-31
11/4	W	Ithaca	9-6
11/11	W	at Plattsburgh	32-7
11/18	L	Springfield	27-34

+Bleecker Stadium

1979
Record: 6-3

DATE	W/L	OPPONENT	SCORE
9/15	W	at Hobart	10-0
9/22	W	at So. Connecticut	20-0
9/29	W	Brockport+	38-6
10/13	W	Buffalo (HC)	40-12
10/20	W	Brooklyn	56-0
10/27	W	Norwich	28-25
11/3	L	at Ithaca	6-46
11/10	L	Fordham ^	28-35
11/17	L	at Springfield	0-31

+Bleecker Stadium

^ Forfeit by Fordham - used ineligible player

1980
Record: 5-5

DATE	W/L	OPPONENT	SCORE
9/13	L	Ithaca	21-40
9/20	L	So. Connecticut	2-6
9/27	W	at Brockport	42-13
10/4	W	at Fordham	17-14
10/11	W	at Buffalo	27-24
10/18	W	Cortland (HC)	41-7
10/25	L	at Norwich	0-13
11/1	L	at Alfred	6-24
11/8	W	at Central Florida	28-27
11/15	L	Springfield	17-28

1981
Record: 7-3

DATE	W/L	OPPONENT	SCORE
9/12	W	at Ithaca	17-7
9/19	W	at So. Connecticut	13-12
9/26	W	Brockport	36-7
10/3	L	at Union	7-10
10/10	W	Buffalo	32-0
10/17	L	at Cortland	14-20
10/24	W	Norwich (HC)	7-0
10/31	L	Alfred	0-16
11/7	W	New York Tech	41-7
11/14	W	at New Haven	35-6

1982
Record: 6-3

DATE	W/L	OPPONENT	SCORE
9/11	W	Ithaca	30-7
9/25	W	at Brockport	30-0
10/2	W	Union	17-7
10/9	L	So. Connecticut	13-16
10/16	W	Cortland (HC)	27-20

10/23	L	at Norwich	7-21
10/30	W	at Alfred	10-7
11/6	L	Buffalo	14-42
11/13	W	Marist	48-0

1983
Record: 3-7

DATE	W/L	OPPONENT	SCORE
9/10	L	at Ithaca	0-23
9/16	L	at Hofstra	3-20
9/24	W	Brockport	28-0
10/1	L	at Union	7-24
10/8	W	at So. Connecticut	22-12
10/15	L	at Cortland	7-14
10/22	L	Norwich (HC)	27-31
10/29	L	Alfred	21-22
11/5	L	at Buffalo	13-15
11/12	W	at Marist	48-7

1984
Record: 5-5

DATE	W/L	OPPONENT	SCORE
9/8	W	Ithaca	10-6
9/15	L	at New Haven	7-24
9/22	W	at Brockport	33-6
9/28	L	at Springfield	13-27
10/6	L	So. Connecticut	0-39
10/13	W	Cortland (HC)	28-0
10/20	L	at Norwich	17-27
10/27	L	at Hofstra	32-35
11/3	W	Buffalo	33-10
11/10	W	Marist	43-0

1985 (ECAC North Champions)
Record: 9-2

DATE	W/L	OPPONENT	SCORE
9/14	L	at Ithaca	10-15
9/21	W	Rensselaer#	40-7
9/29	W	Brockport#	50-9
10/5	W	Springfield	33-15
10/12	W	at So. Connecticut	20-16
10/19	L	at Cortland	16-21
10/26	W	Norwich (HC)	20-0
11/2	W	Hofstra	35-27
11/9	W	at Buffalo	20-0
11/16	W	at Wagner	15-0
11/23	W	at Plymouth State+	33-21

#Heritage Park

+ECAC Division III North Championship

1986
Record: 4-6

DATE	W/L	OPPONENT	SCORE
9/13	L	Ithaca	7-28
9/20	W	Rensselaer	54-20
9/27	W	at Brockport	34-7
10/3	L	at Springfield	0-6
10/11	L	So. Connecticut	2-28
10/18	W	Cortland (HC)	45-24
10/25	W	at Norwich	29-8
11/1	L	at Hofstra	14-30
11/8	L	Buffalo	10-11
11/15	L	New Haven	28-45

1987
Record: 5-5

DATE	W/L	OPPONENT	SCORE
9/12	W	at Ithaca	15-14
9/19	W	at W. Connecticut	13-12
9/26	L	Brockport	7-13

10/3	W	at Rensselaer	30-17
10/10	W	Fordham	20-14
10/16	L	at Cortland	35-37
10/24	L	Norwich (HC)	16-24
10/30	L	Hofstra	13-24
11/7	W	at Buffalo	22-21
11/14	L	St. Lawrence	21-24

1988

DATE	W/L	OPPONENT	SCORE
9/10	L	Ithaca	3-17
9/17	W	W. Connecticut	15-14
9/24	W	Rensselaer	20-16
10/1	W	Union	28-12
10/8	L	at Fordham	29-43
10/15	L	Cortland (HC)	14-31
10/22	W	at Norwich	35-19
10/29	L	at Hofstra	22-31
11/5	W	Buffalo	28-20
11/12	L	at St. Lawrence	29-41

1989

DATE	W/L	OPPONENT	SCORE
9/9	L	at Ithaca	7-17
9/16	W		

10/10	W	Union	23-17
10/17	L	Cortland (HC)	0-35
10/24	W	at Norwich	35-32
10/31	W	Salisbury State	48-7
11/7	W	at W. Connecticut	50-0
11/14	L	at St. Lawrence	19-24

1993
Record: 6-4

DATE	W/L	OPPONENT	SCORE
9/11	L	at Ithaca	7-47
9/18	W	St. Lawrence	32-9
9/25	L	Brockport	10-13
10/2	W	at Alfred	17-16
10/9	L	at Union	14-21
10/16	W	at Cortland	20-13
10/23	W	Norwich (HC)	19-16
10/30	W	at Salisbury State	7-6
11/6	W	W. Connecticut	50-6
11/13	L	William Paterson	6-28

1994
Record: 4-6

DATE	W/L	OPPONENT	SCORE
9/10	L	Ithaca	11-22
9/17	W	at St. Lawrence	39-12
9/24	L	at Brockport	13-25
10/1	L	Alfred	19-20
10/8	L	Union	0-21
10/15	L	Cortland (HC)	29-30
10/22	W	at Norwich	45-20
10/29	W	Salisbury State	44-20
11/5	L	Springfield	13-24
11/11	W	at William Paterson	41-25



NCAA DIVISION II

1995
Record: 3-7

DATE	W/L	OPPONENT	SCORE
9/2	L	at Dayton	14-40
9/9	W	at Central Connecticut ^	17-10
9/16	L	at C.W. Post	21-27
9/23	L	Rensselaer	7-41
10/7	L	at Union	6-20
10/14	L	So. Connecticut State	14-35
10/28	W	Pace (HC) ^	38-20
11/3	L	at New Jersey	30-43
11/11	W	King's, Pa. ^	50-0
11/18	L	Stony Brook	21-40

^ Forfeit by Albany - used ineligible player

1996
Record: 7-3

DATE	W/L	OPPONENT	SCORE
9/7	W	Central Connecticut	21-16
9/14	W	Mercyhurst	20-10
9/21	W	at St. Lawrence	14-8
9/28	W	at Rensselaer	17-7
10/12	L	Union (HC)	6-23
10/19	W	at Stony Brook	19-12
10/26	W	Gannon	40-29
11/2	L	at Pace	5-17
11/9	L	New Jersey	18-38
11/16	W	at King's, Pa.	49-21

1997
Record: 11-1 (EFC 8-0)
EFC Champions

DATE	W/L	OPPONENT	SCORE
9/6	L	at Central Connecticut	26-33
9/13	W	Sacred Heart*	42-0
9/20	W	St. Lawrence	49-0
9/27	W	at C.W. Post*	44-7
10/4	W	Merrimack*	42-3
10/11	W	at Pace*	48-14
10/18	W	Stony Brook* (HC)	30-23
10/25	W	at Mass.-Lowell*	22-6
11/1	W	at Stonehill*	42-26
11/8	W	at Union	54-0
11/15	W	So. Connecticut*	42-40
11/22	W	at American Int'l+	27-20

*Eastern Football Conference Opponent
+EFC Championship (Springfield, Mass.)

1998
Record: 10-1 (EFC 7-1)
EFC Champions

DATE	W/L	OPPONENT	SCORE
9/4	W	Central Conn. State	49-10
9/12	W	at American Int'l*	38-26
9/19	W	Monmouth	31-28
9/26	L	C.W. Post*	16-24
10/10	W	#Merrimack*	24-6
10/17	W	at Stony Brook*	42-16
10/24	W	Mass.-Lowell* (HC)	35-0
10/31	W	Stonehill*	52-0
11/7	W	Pace*	17-0
11/14	W	at So. Connecticut*	24-14
11/21	W	American International+	25-24

*Eastern Football Conference Opponent
#Waltham, Mass.
+EFC Championship (Albany, N.Y.)

NCAA DIVISION I FCS

1999
Record: 7-2 (NEC 6-1)

DATE	W/L	OPPONENT	SCORE
9/4	W	at Central Conn. State*	35-13
9/11	W	at Monmouth*	24-16
9/18	L	Rowan	37-38
10/2	W	Stony Brook*	44-21
10/9	W	at Wagner*	37-21
10/16	W	at Mass.-Lowell	40-0
10/23	W	at St. Francis, Pa.*	55-17
10/30	L	Robert Morris* (HC)	20-30
11/6	W	Sacred Heart*	41-0

*Northeast Conference Opponent

2000
Record: 5-6 (NEC 5-3)

DATE	W/L	OPPONENT	SCORE
9/9	L	at Northeastern	14-63
9/16	L	at Rowan	3-31
9/23	L	Wagner*	30-38
9/30	W	at Stony Brook*	47-14
10/7	W	St. Francis, Pa.*	52-7
10/13	W	at St. John's*	27-3
10/21	L	at Sacred Heart* (OT)	28-35
10/28	W	Central Conn. St.* (HC)	42-19
11/4	W	Monmouth*	37-10
11/11	L	at Robert Morris*	34-43
11/18	L	at Hofstra	28-55

*Northeast Conference Opponent

2001
Record: 7-3 (NEC 5-2)

DATE	W/L	OPPONENT	SCORE
9/1	W	Towson	14-10
9/8	W	St. John's*	31-6
9/22	W	at Wagner*	35-30
9/29	W	Stony Brook*	28-18
10/6	W	at Canisius	28-6
10/20	L	Sacred Heart* (HC)	17-32
10/27	W	at St. Francis, Pa.*	24-14
11/3	W	at Monmouth*	19-10
11/10	L	Robert Morris*	31-42
11/17	L	at Florida Atlantic	9-27

*Northeast Conference Opponent

2002
Record: 8-4 (NEC 6-1)
NEC & ECAC Champions

DATE	W/L	OPPONENT	SCORE
9/7	L	at Montana	7-45
9/14	W	Central Conn. State*	21-12
9/21	W	at Sacred Heart*	38-17
9/28	L	at Stony Brook*	20-24
10/5	W	Wagner*	35-14
10/12	L	at Drake (2OT)	42-49
10/19	W	Canisius (HC)	44-14
10/26	W	St. Francis, Pa.*	49-21
11/2	W	at Robert Morris*	32-7
11/9	L	at Florida International	26-35
11/16	W	Monmouth*	19-7
11/23	W	Duquesne+	24-0

*Northeast Conference Opponent
+ECAC Division I-AA Football Classic (Albany, N.Y.)

2003
Record: 7-4 (NEC 6-1)
NEC Co-Champions

DATE	W/L	OPPONENT	SCORE
9/6	L	at Northeastern	0-51
9/13	W	at Central Conn. State*	28-10
9/20	L	Brown	3-21
9/27	W	Sacred Heart*	42-7
10/4	W	St. Peter's	64-9
10/11	W	at St. Francis, Pa.*	44-21
10/18	L	at Monmouth*	7-10
10/25	W	Stony Brook* (HC)	40-7
11/1	W	at Wagner*	28-7
11/8	W	Robert Morris*	27-7
11/15	L	at Towson	16-35

*Northeast Conference Opponent

2004
Record: 4-7 (NEC 4-3)

DATE	W/L	OPPONENT	SCORE
9/2	L	at Hofstra	0-45
9/11	L	Fordham	0-14
9/18	L	at Brown	7-35
9/25	W	at Sacred Heart*	23-6
10/2	L	at Lehigh	14-44
10/9	W	St. Francis, Pa.* (HC)	38-0
10/16	L	Monmouth*	24-25
10/23	W	at Stony Brook*	27-22
10/30	W	Wagner*	35-27
11/6	L	at Robert Morris*	7-34
11/13	L	Central Conn. State*	23-28

*Northeast Conference Opponent

2005
Record: 5-6 (NEC 4-3)

DATE	W/L	OPPONENT	SCORE
9/10	L	Hofstra	7-36
9/17	L	at Massachusetts	0-40
9/24	L	at Central Conn. State*	13-14
10/1	L	Maine+	7-31
10/8	L	Stony Brook* (HC)	3-7
10/15	W	Sacred Heart*	21-7
10/22	W	at St. Francis, Pa.*	25-16
10/29	W	at Wagner*	38-10
11/5	W	Robert Morris*	20-17
11/12	L	at Monmouth*	13-16
11/19	W	at Fordham	41-0

+Fitzpatrick Stadium (Portland, Maine)
*Northeast Conference Opponent

2006
Record: 7-4 (NEC 5-2)

DATE	W/L	OPPONENT	SCORE
9/2	W	at Lehigh	17-16
9/9	L	Fordham	7-9
9/16	W	at Delaware	17-10
9/23	W	Central Conn. State*	19-14
9/30	L	at Cornell	21-23
10/7	L	at Stony Brook*	21-33
10/14	W	at Sacred Heart*	24-13
10/21	W	St. Francis, Pa.* (HC)	48-0
10/28	W	Wagner*	34-0
11/4	W	at Robert Morris*	16-6
11/11	L	Monmouth*	0-19

*Northeast Conference Opponent

2007
Record: 8-4 (NEC 6-0)
NEC Champions

DATE	W/L	OPPONENT	SCORE
9/1	L	at Colgate	11-13
9/9	W	at Fordham	23-20
9/15	L	Hofstra	13-28
9/22	L	at Montana	14-35
10/6	W	Stony Brook	24-23
10/13	W	Sacred Heart* (HC)	38-7
10/20	W	at St. Francis, Pa.*	58-21
10/27	W	at Wagner*	24-10
11/3	W	Robert Morris*	45-17
11/10	W	at Monmouth*	21-3
11/17	W	at Central Conn. State*	49-14
12/1	L	at Dayton+	21-42

*Northeast Conference Opponent
+Gridiron Classic (Dayton, Ohio)

2008
Record: 9-3 (NEC 7-0)
NEC & Gridiron Classic Champions

DATE	W/L	OPPONENT	SCORE
8/30	L	at Massachusetts	16-28
9/13	W	at Hofstra (OT)	22-16
9/20	L	at New Hampshire	24-32
9/27	L	at Delaware	7-38
10/4	W	at Duquesne*	33-23
10/11	W	Central Conn.* (HC)	24-22
10/18	W	at Sacred Heart*	26-21
10/25	W	St. Francis, Pa.*	27-3
11/1	W	Monmouth*	35-17
11/8	W	at Robert Morris*	41-7
11/15	W	Wagner*	30-11
12/6	W	Jacksonville+	28-0

*Northeast Conference Opponent
+Gridiron Classic (Albany, N.Y.)

2009
Record: 7-4 (NEC 6-2)

DATE	W/L	OPPONENT	SCORE
9/5	L	at Georgia Southern	26-29
9/12	L	at Massachusetts	7-44
9/19	W	Maine	20-16
9/26	W	Sacred Heart*	22-9
10/3	W	at St. Francis, Pa.*	27-6
10/10	W	Duquesne* (HC)	55-10
10/17	W	Bryant*	20-17
10/24	W	at Monmouth*	35-10
10/31	L	at Central Conn. State*	29-31
11/7	L	Robert Morris*	10-13
11/21	W	at Wagner*	41-28

*Northeast Conference Opponent

2010
Record: 6-5 (NEC 4-4)

DATE	W/L	OPPONENT	SCORE
9/2	W	at Maine	3-0
9/11	L	at Stephen F. Austin	14-59
9/25	L	at Duquesne*	17-28
10/2	W	at Yale	23-20
10/9	W	St. Francis, Pa.* (HC)	48-0
10/16	L	at Robert Morris*	0-38
10/22	L	Central Conn.* (OT)	27-30
10/30	L	at Bryant*	7-24
11/6	W	at Sacred Heart*	35-23
11/13	W	Wagner*	24-14
11/20	W	Monmouth*	28-19

*Northeast Conference Opponent

2011
Record: 8-4 (NEC 7-1)
NEC Co-Champions

DATE	W/L	OPPONENT	SCORE
9/3	L	at Colgate (OT)	34-37
9/17	L	Maine	15-31
9/24	W	at Columbia	44-21
10/1	W	at St. Francis, Pa.*	41-20
10/8	W	Duquesne*	38-10
10/15	W	Robert Morris* (HC)	28-17
10/22	W	at Central Conn.*	63-35
10/29	W	at Wagner*	24-0
11/5	L	Bryant*	17-31
11/12	W	at Monmouth*	41-24
11/19	W	Sacred Heart*	31-21
11/26	L	at Stony Brook+	28-31

*Northeast Conference Opponent
+NCAA FCS Playoffs - First Round

2012
Record: 9-2 (NEC 7-1)
NEC Co-Champions

DATE	W/L	OPPONENT	SCORE
9/1	W	Colgate	40-23
9/8	W	at Robert Morris*	35-10
9/15	L	at #5 Youngstown State	23-31
9/22	W	at #23 Maine	30-20
9/29	W	Monmouth*	55-24
10/6	W	at Bryant*	31-14
10/13	W	Saint Francis, Pa.*	36-13

ALL-TIME TEAM CAPTAINS



- 1973 Bill Adams, Arnie Will
- 1974 John Bertuzzi, Arnie Will
- 1975 John Bertuzzi, Arnie Will
- 1976 Harry McDonough, Dom Roncone
- 1977 Fred Brewington, Ray Gay
- 1978 Brad Aldrich, Ken Paulo
- 1979 Joe Rajczak, John Veruto, Terry Walsh
- 1980 Jack Burger, Steve Shoen
- 1981 Chuck Priore, Gerry Wierzbecki
- 1982 Jim Canfield, Dave Hardy, Tom Pratt
- 1983 John Dunham, Ed Eastman, Tom Jacobs
- 1984 Tom Jacobs, Ray Priore, Jim Valentino
- 1985 Denis Murphy, Dave Soldini, Frank Sarcone
- 1986 Wayne Anderson, Mike Moriarty, Frank Sarcone
- 1987 Josh Frankel, Charlie Guddemi, Frank Sarcone
- 1988 Joe Pirreca, Pat Ryder, Tom Shield, Erik Wittneben
- 1989 Kevin Adams, John Alberici, Mike Germinaro, Peter Pedro
- 1990 Joe Center, Tony Gambino, Dan Mezzoprete, Francis McTiernan
- 1991 Walt Chernosky, Bruce Kinisky, Dan McNamara, Mike Neibuhr
- 1992 Ken Breland, Gino Ciaschetti, Eric Coleman, Joe Valerio
- 1993 Gino Ciaschetti, Chris Kelly, Jaan Laap, Travis Miller
- 1994 Christopher Krafchek, Chris Locci, Scott Turrin
- 1995 Nick Cremona, Steve Erle, Chris Robertson
- 1996 Ted Bearor, Jamie Giordano, John Moskov, Bob Thorne, Anthony Vitti
- 1997 Loren Baker, Luke Byrnes, Peter London, Joe Savino, Seth Thomas
- 1998 Nelson Bauza, Matt Caliendo, Shree Lewis, Shawn West
- 1999 Pat Del Monaco, Michael Ettz, Greg Green, Mike Grever, Damin Waring, Eric Williams
- 2000 J.T. Herfurth, Ben Kelcey, Jason Martin, Chris Phillis
- 2001 Brian Green, Brian Manigault, Chris Phillis, Josh Bazan

- 2002 Josh Bazan, Samson Brown, Ryan Roeder, Jon George
- 2003 Jon George, Gary Jones, David Parks
- 2004 Kurt Campbell, Geir Gudmundsen, Lucas Kurtz, Brandon Shaw
- 2005 Brian Becker, Aaron Kimball, Colin Disch
- 2006 Pierce Brennan, Ryan Chrobak, Dan Barnes, Dan Beigel, Colin Disch
- 2007 Colin Disch, Michael Dungey, Sam Pagano
- 2008 Dave Nicomini, Justin Brancaccio, Nik Schultz, David McCarty
- 2009 Dave Nicomini, Justin Brancaccio, Dave Casale, Vinny Esposito, David McCarty
- 2010 Chris Blais, Mike Kelly, Andy Sparano, Kyle O'Keefe
- 2011 Eddie Delaney, Kyle O'Keefe
- 2012 Will Fiacchi, Drew Smith, Ryan Kirchner, Nick Hutcherson, Anthony Bazzoffi, Paul Booker, Oceika Bakou, Dean Mercuris, Jon Morgan, Kyle Jordan, Justinian Mason, Leon Sadler, Paul Layton



ALL-NORTHEAST CONFERENCE AWARDS

- 1999**
(First Team)
Jason Barra, OL
Samson Brown, DB
Steve Checksfield, TE
Mike Grever, LB
Chris Phillis, WR
(Second Team)
Robert Anderson, LB
Jelani Dandles, DB
Greg Garrett, RB
J.T. Herfurth, OL
Chris Phillis, RS
Billy Van Jura, OL
Chris Wilgosz, DL

- 2000**
(First Team)
Josh Bazan, LB
Samson Brown, DB
Rafael Cruz, OL
J.T. Herfurth, OL
Jason Martin, DL
(Second Team)
Alex Argulewicz, OL
Brian Manigault, RB
Chris Phillis, WR

- 2001**
(First Team)
Alex Argulewicz, OL
Bryan Bagstad, K
Josh Bazan, LB
Samson Brown, DB
Chris Phillis, WR
Billy Pike, P
(Second Team)
John Bolt, DL
Brian Manigault, RB
Geir Gudmundsen, OL
Regan Jones, OL

- 2002**
(First Team)
Alex Argulewicz, OL
Josh Bazan, LB
Geir Gudmundsen, OL
Gary Jones, RB
Mike Laroche, OL
Billy Pike, P
Ryan Roeder, QB
Greg Sigler, TE
(Second Team)
Samson Brown, DB
Matt Crudo, WR

- Jon George, RB
Josh MacAnn, DL
David Parks, DL
Brandon Shaw, OL

- 2003**
(First Team)
Geir Gudmundsen, OL
Gary Jones, RB
Mike Laroche, OL
David Parks, DL
(Second Team)
Victor Camacho, LB
Jon George, RB
Brandon Shaw, OL
Tom Swicicki, OL
Stan Zylinski, P
2004
(First Team)
Colin Disch, LB
Geir Gudmundsen, OL
Brandon Shaw, OL
(Second Team)
Jacob Anderson, OL
Nicholas Bazan, QB
Ryan Chrobak, DB
Matt Kryzak, DL

- 2005**
(First Team)
Jacob Anderson, OL
Andre Coleman, DL
Colin Disch, LB
Kamar Elliott, DB
Aaron Kimball, OL
(Second Team)
Michael Dungey, DL
Sam Pagano, OL

- 2006**
(First Team)
Jacob Anderson, OL
Andre Coleman, DL
Colin Disch, LB
Michael Dungey, DL
Jacob Hobbs, OL
Chris Lynch, P
(Second Team)
Pierce Brennan, OL
Jason Fralicker, K
Sam Pagano, OL
Mike Wall, RS

- 2007**
(First Team)

- Michael Dungey, DL
Dave Nicomini, DB
Raphael Nguti, OL
Sam Pagano, OL
Tom Pandolf, DL
(Second Team)
Colin Disch, LB
Trevor DuPont, LB
Jason Fralicker, K
David McCarty, RB
Kevin Richards, OL
Mark Sheehan, DL
Justin Tougas, OL
Jon Volpe, DL
Dave West, DB

- 2008**
(First Team)
Justin Brancaccio, LB
Tim Bush, WR
Dave Casale, DB
Chris Lynch, P
David McCarty, RB
Raphael Nguti, OL
Tom Pandolf, DL
Dave West, DB
(Second Team)
Eddie Delaney, DL
Justin Gannon, RS
Jon Leible, OL
Kevin Richards, OL
Nik Schultz, OL

- 2009**
(First Team)
Trevor Anderson, DL
Justin Brancaccio, LB
Tim Bush, WR
Dave Casale, DB
Dave Nicomini, LB
Kevin Richards, OL
(Second Team)
Justin Gannon, RS
Herb Glass, K
David McCarty, RB
Tony Sparano, DL

- 2010**
(First Team)
Trevor Anderson, DL
(Second Team)
Eddie Delaney, DL
Mike Kelly, DL

- 2011**
(First Team)
Dan Di Lella, QB
Kadeem Williams, OL
Eddie Delaney, DL
Jon Morgan, LB
Paul Layton, P
(Second Team)
Drew Smith, RB
Ryan Kirchner, WR
Zach Gallo, DL
Jake Ciccarello, DB
Leon Saddler, DB
Herb Glass, K

- 2012**
(First Team)
Drew Smith, RB
Kadeem Williams, OL
Oceika Bakou, DL
Jon Morgan, LB
Leon Saddler, DB
Paul Layton, P
(Second Team)
Ryan Kirchner, WR
Anthony Bazzoffi, OL
Dean Mercuris, DL


- NEC Offensive Player of the Year**
Gary Jones, 2002
Gary Jones, 2003

- NEC Defensive Player of the Year**
Mike Grever, 1999
Colin Disch, 2005
Colin Disch, 2006

- NEC Defensive Rookie of the Year**
Colin Disch, 2004
Kyle Jordan, 2011


- NEC Coach of the Year**
Bob Ford, 2002
Bob Ford, 2007
Bob Ford, 2008
Bob Ford, 2011

- NEC Scholar-Athlete of the Year**
J.T. Herfurth, 2000
Victor Camacho, 2003
Chris Simpson, 2009



DIVISION I FCS ALL-AMERICANS

- 2008: OT **Raphael Nguti** (AFCA 1st team) (Sports Network HM)
 TB **David McCarty** (Sports Network 3rd team)
 DT **Tom Pandolf** (Sports Network HM)
- 2007: DT **Michael Dungey** (Sports Network 1st team) (College Sporting News 1st team)
 TB **David McCarty** (Sports Network 1st team)
 OG **Sam Pagano** (Sports Network 1st team)
 LB **Colin Disch** (Sports Network 2nd team)
- 2006: LB **Colin Disch** (AFCA 1st team) (Sports Network 1st team) (Football Gazette 1st team)
 DE **Andre Coleman** (Sports Network 1st team) (Football Gazette 1st team)
 OT **Jacob Anderson** (Football Gazette 1st team)
 P **Chris Lynch** (Football Gazette 1st team)
 DT **Michael Dungey** (Football Gazette 2nd team)
 OG **Jacob Hobbs** (Football Gazette 2nd team)
 OG **Sam Pagano** (Football Gazette 2nd team)
 KR **Mike Wall** (Football Gazette 2nd team)
- 2005: LB **Colin Disch** (Football Gazette 1st team) (Sports Network 1st team)
 OG **Aaron Kimball** (Football Gazette 1st team)
 OT **Jacob Anderson** (Football Gazette 2nd team)
 DT **Michael Dungey** (Football Gazette 2nd team)
- 2004: OT **Geir Gudmundsen** (AFCA 1st team) (Sports Network 1st team) (Football Gazette 1st team)
 LB **Colin Disch** (Football Gazette 1st team)
 OG/C **Brandon Shaw** (Football Gazette 2nd team)
- 2003: TB **Gary Jones** (Associated Press 3rd team) (Sports Network 1st team) (Football Gazette 2nd team)
 OT **Geir Gudmundsen** (Sports Network 1st team) (Football Gazette 2nd team)
 LB **Victor Camacho** (Football Gazette 2nd team)
 OT **Mike Laroche** (Sports Network 1st team) (Football Gazette 1st team)
- 2002: TB **Gary Jones** (Associated Press 2nd team) (Sports Network 1st team) (Football Gazette 1st team)
 OG **Alex Argulewicz** (Sports Network 1st team)
 LB **Josh Bazan** (Sports Network 1st team) (Football Gazette 1st team)
 OT **Mike Laroche** (Football Gazette 2nd team)
 DT **David Parks** (Football Gazette 2nd team)
 P **Billy Pike** (Football Gazette 2nd team)
- 2001: LB **Josh Bazan** (Sports Network 1st team) (Football Gazette 1st team)
 OG **Alex Argulewicz** (Sports Network 1st team)
 SE **Chris Phillis** (Football Gazette 2nd team)
 PK **Bryan Bagstad** (Football Gazette 2nd team)
- 2000: OT **J.T. Herfurth** (AFCA 1st team) (Associated Press 1st team) (Football Gazette 1st team)
 LB **Josh Bazan** (Football Gazette 1st team)
 SE **Chris Phillis** (Football Gazette 2nd team)
 OG **Rafael Cruz** (Football Gazette 2nd team)
- 1999: LB **Mike Grever** (Football Gazette 1st team)



GREAT DANES IN THE NFL

UALBANY NFL SIGNEES

1997	Dan Gmelin	San Diego	Free Agent
1997	Seth Thomas	Carolina	Free Agent
1998	Matt Caliendo	Tennessee	Free Agent
2005	Kurt Campbell	Green Bay	Drafted - 7th round
2005	Geir Gudmundsen	Buffalo	Free Agent
2007	Rashad Barksdale	Philadelphia	Drafted - 6th round
2007	Andre Coleman	San Diego	Free Agent
2007	Jacob Hobbs	Philadelphia	Free Agent
2013	Jon Morgan*	Detroit	Free Agent
2013	Drew Smith*	Buffalo	Free Agent

*active

Shortly after the conclusion of the 2013 NFL Draft, University at Albany football players **JON MORGAN** and **DREW SMITH** signed free agent contracts with the Detroit Lions and Buffalo Bills, respectively.

Linebacker Jon Morgan, a two-time first-team All-NEC honoree, led UAlbany with 72 tackles, three interceptions, and two blocked kicks in UAlbany's 2012 NEC championship season. The Copiague, N.Y. native finished his career ranked eighth all-time at UAlbany with 265 career tackles.

Tailback Drew Smith also boasted a historic collegiate career, finishing as UAlbany's all-time leader for touchdowns scored (45) and the co-leader for all-time rushing touchdowns (40). In four active seasons, Smith accrued 3,196 career rushing yards and 4,721 all-purpose yards, both good for second all-time. In 2012, the Schenectady, N.Y. native eclipsed the 1,000 rushing yards mark for the second time in his career and the 10th time in program history, rushing for 1,001 yards and 18 touchdowns, while totaling 1,280 all-purpose yards. Smith also led the NEC and ranked fourth at the FCS level for scoring (11.40).

In 2007, **RASHAD BARKSDALE** was taken in the sixth round of the National Football League Draft by the Philadelphia Eagles. Barksdale, who was the 201st player selected, marked the second UAlbany football player to be chosen in the NFL Draft. He was released by the Eagles and immediately signed by the Kansas City Chiefs off waivers.

Barksdale became the first Great Dane to play in an NFL regular-season game on Oct. 7, 2007 against Jacksonville. Barksdale, a defensive back for the Arena Football League's Kansas City Command in 2011-12 and currently on the Tampa Bay Storm roster, played just one season for the Great Danes as a cornerback. He came to the program as a walk-on prior to the 2006 campaign after earning two varsity letters as an outfielder on the UAlbany baseball squad. Barksdale, who was named to the Football Gazette mid-major All-America team, accounted for 39 tackles and three interceptions.

Also in 2007, **ANDRE COLEMAN** and **JACOB HOBBS** signed as free agents with the San Diego Chargers and Philadelphia Eagles, respectively. Coleman, who spent three seasons on the Chargers' practice squad and played during the 2009 regular season, was a consensus first-team mid-major All-America defensive end.

Previously, offensive tackle **GEIR GUDMUNDSEN** joined the Buffalo Bills as a free agent in 2005. Split end **DAN GMELIN** (San Diego Chargers) and tight end **SETH THOMAS** (Carolina Panthers) signed as free agents in 1997. Defensive end **MATT CALIANDRO** inked a free-agent deal with the Tennessee Titans the following year.

KURT CAMPBELL was the first UAlbany player taken in the NFL Draft. He went in the seventh round to the Green Bay Packers in 2005. Campbell, a former UAlbany captain, also spent time with Oakland and Tennessee and was signed by the CFL's Calgary Stampeders in May 2009.

